



Items

Features	P 9
System configuration	P 11
Nut runner	P 13
Controller	P 51
Cable	P 63
Setting software	P 79



◆ Outline of system

- "GSK" is a system that enables various types of tightening for a lot of models of objects to be tightened at high accuracy and high speed by torque sensor control.

◆ ANZM(R) type nut runner

- Equipped with torque sensor to enable high-accuracy tightening.
- Nut runners meeting the needs of customer are lined up by expanding various series.
- For the rotation frequency, low rotation to high rotation can be arbitrarily set.
- Wide torque range from low torque to high torque is prepared for various models.
- For the torque sensor, resistance to noise is improved to realize high reliability of torque accuracy.
- Amplifier case for torque sensor is downsized to enable narrow-pitch tightening.

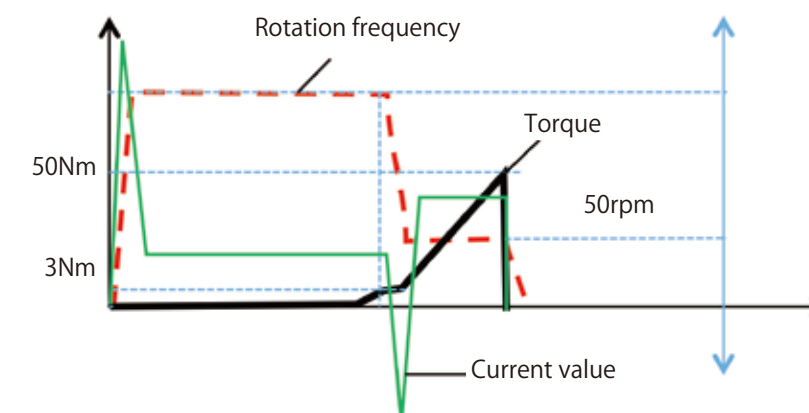
◆ Interface unit (Common to series)

- The interface unit is a device communicating with an external unit such as sequencer, display, setting PC, and printer.
- GSK system can display the information related to tightening control such as setting data and tightening result by connecting PC to IF unit.
- ANYBUS supports various fieldbuses
- The interface unit is equipped with communication function supporting single axis and multi-axis controller 1-axis to 30-axis and 1 unit is attached to 1 set. (in case of 31-axis or more, 2 units are required.)
- Confirmation result data can be confirmed without connection with PC by connecting the dedicated printer.

◆ Controller unit

- Tightening torque accuracy $3\sigma \pm 2\%$
- Screw failure / seizure judgment by waveform integration operation is newly added.
- Torque sensor and deceleration part are checked before starting operation at every tightening for high reliability.
- Various tightening patterns can be easily implemented by setting rotation frequency and torque control with program.
- For the setting of tightening program, two patterns of setting methods; setting PC and full screen panel of controller are available.
- The cost performance can be improved by using GSKW (2-axis controller) for low-torque section.

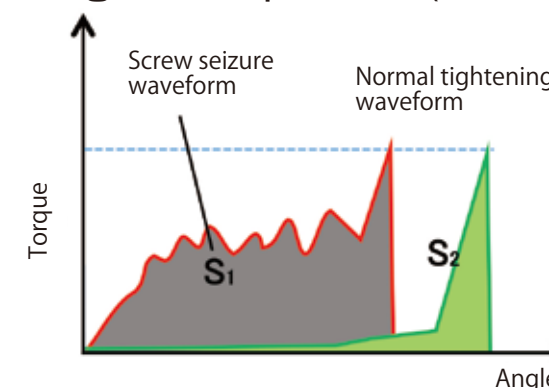
■ Advanced mechanism and control realize the high-speed seating



Combination use of high-speed nut runner equipped with advanced mechanism (patented) assures the stable tightening accuracy even at high-speed (1,000rpm) seating.

Combination with positioning control function enables high-speed flexible control.

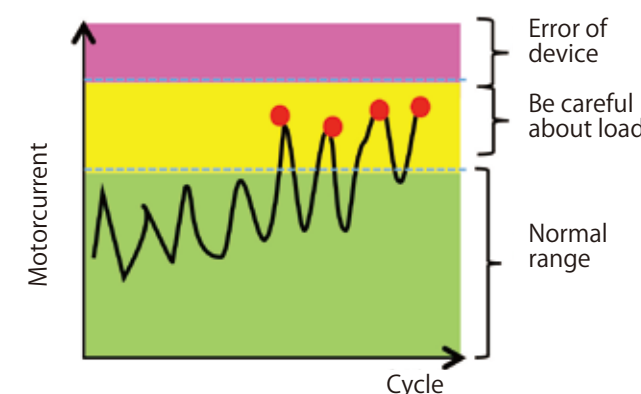
■ Screw defect judgment/seizure judgment by waveform integration operation (Patent-pending)



Status of screw is judged by conducting integral computation for torque waveform and comparing the areas. ($S1 \gg S2$)

Tightening cycle can be considerably shortened because the existing technology, inversion judgment is not necessary.

■ Predictive maintenance function is mounted on the nut runner for the first time



Prediction is output before stop by alarm of device error utilizing the status monitoring.

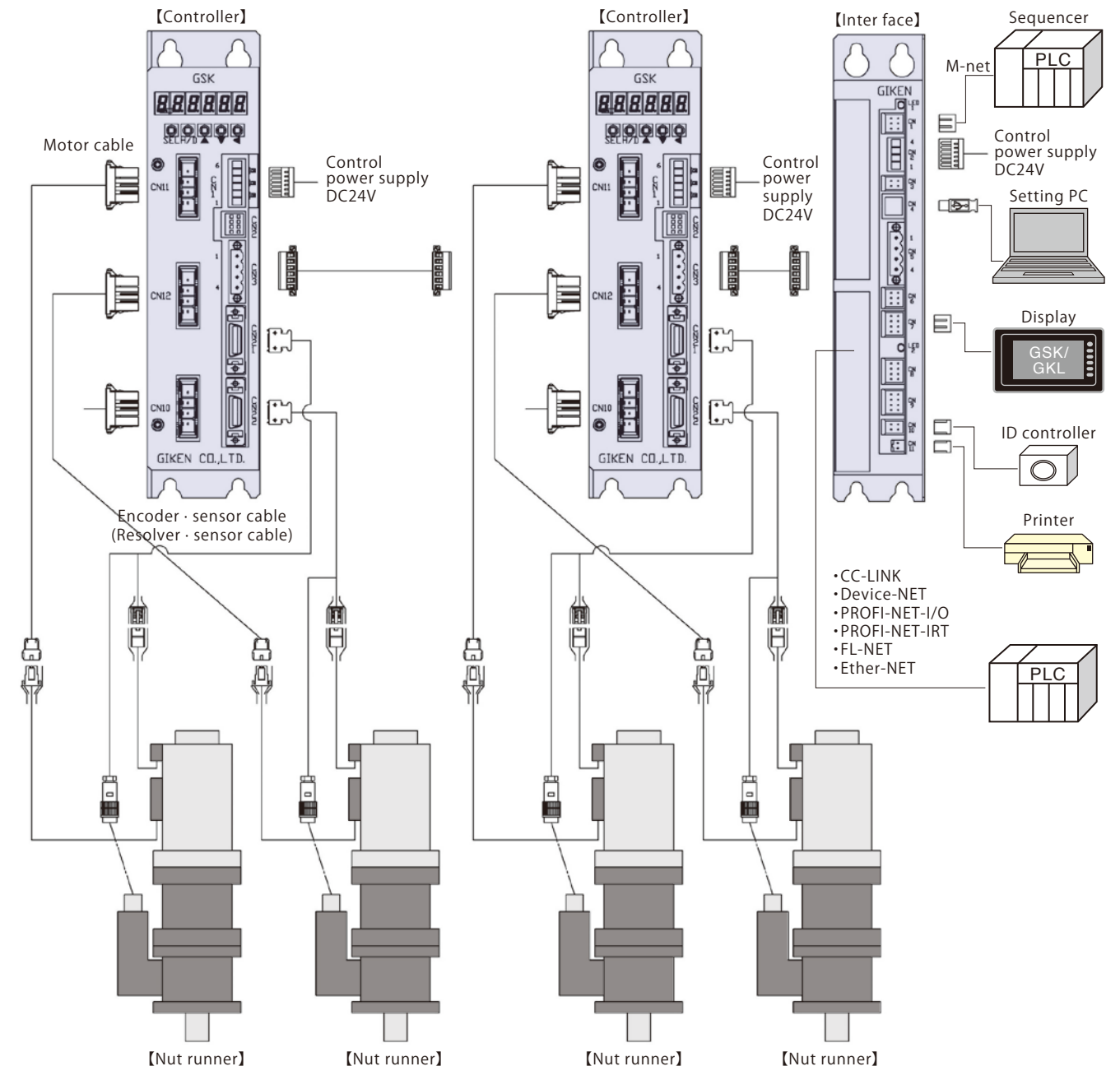
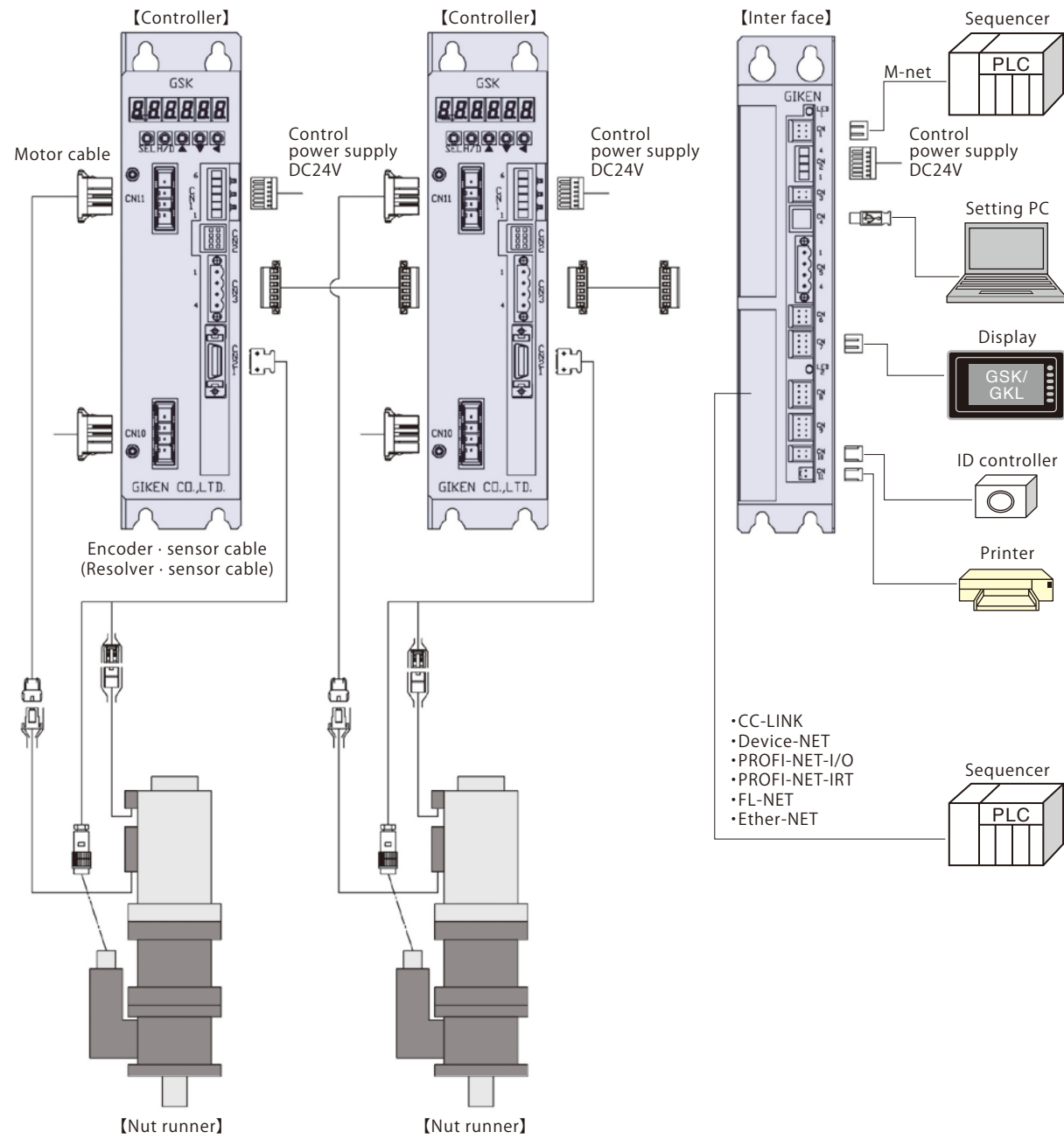
Stop of equipment due to failure can be prevented by forecasting heat generation of motor, degradation of bearing, damage of reduction gear etc. and outputting protection warning and outputting the life alarm of consumable parts mounted on controller such as capacitor, relay, EEPROM.

■ Globalization of communication is supported

- M-NET
 - CC-LINK
 - Device-NET
 - PROFI-NET-I/O
 - PROFI-NET-IRT
 - FL-NET
 - Ether-NET
- communication can be supported

■ GSK system configuration

■ GSKW system configuration



◆Nut runner model composition

AN **Z** **M** **H** - **400** **SFFT**

① ② ③ ④ ⑤ ⑥ ⑦

①Controlle type

Blank: Current sensor control

Z : Torque sensor control

②Angle sensor type

M : Encoder

R : Resolver

※Resolver specification is semi-ordered.

③Torque sensor type

Blank: Standard

C : Small size torque sensor amplifier

④Nut runner type

Blank: Standard

H : High speed

SH : Short high speed

KH : Built-in ball clutch

TH : Built-in small clutch

⑤Torque division

Notation unit kgf·cm

⑥Special symbol A

Blank: Standard

KS : Amplifier case mounting changed angle

⑦Special symbol B

Blank: Straight type

SFFT: Built-in offset type

L : External offset type

S : Drive square size down

E※ : Angle sensor high resolution type

※Angle sensor specifications are included in the column.

◆Series list

Series	Angle sensor type	Features	Specification/Dimension
ANZM	Encoder	Straight type	P.15
ANZMC		Straight type Small torque sensor amplifier	P.17
ANZM-SFFT		Offset type	P.19
ANZMC-SFFT		Offset type Small torque sensor amplifier	P.21
ANZM-L		External offset type	P.23
ANZMC-L		External offset type Small torque sensor amplifier	P.23
ANZMH		High speed straight type	P.25
ANZMCH		High speed straight type Small torque sensor amplifier	P.27
ANZMSH		Short high speed straight type Built-in small torque sensor amplifier	P.29
ANZMKH		High speed straight type Built-in ball clutch and high speed seated	P.31
ANZMCTH	High speed straight type Built-in small clutch and high speed seated	P.33	
ANZRC	Resolver	Straight type Small torque sensor amplifier	P.41
ANZRC-SFFT		Offset type Small torque sensor amplifier	P.43
ANZRC-L		External offset type Small torque sensor amplifier	P.45
ANZRCH		High speed straight type Small torque sensor amplifier	P.47
ANZRSH		Short high speed straight type Built-in small torque sensor amplifier	P.49
		※1 Resolver specification is semi-ordered.	

◆Special nut runner series list

When choosing a special nut runner, please consult each business office.

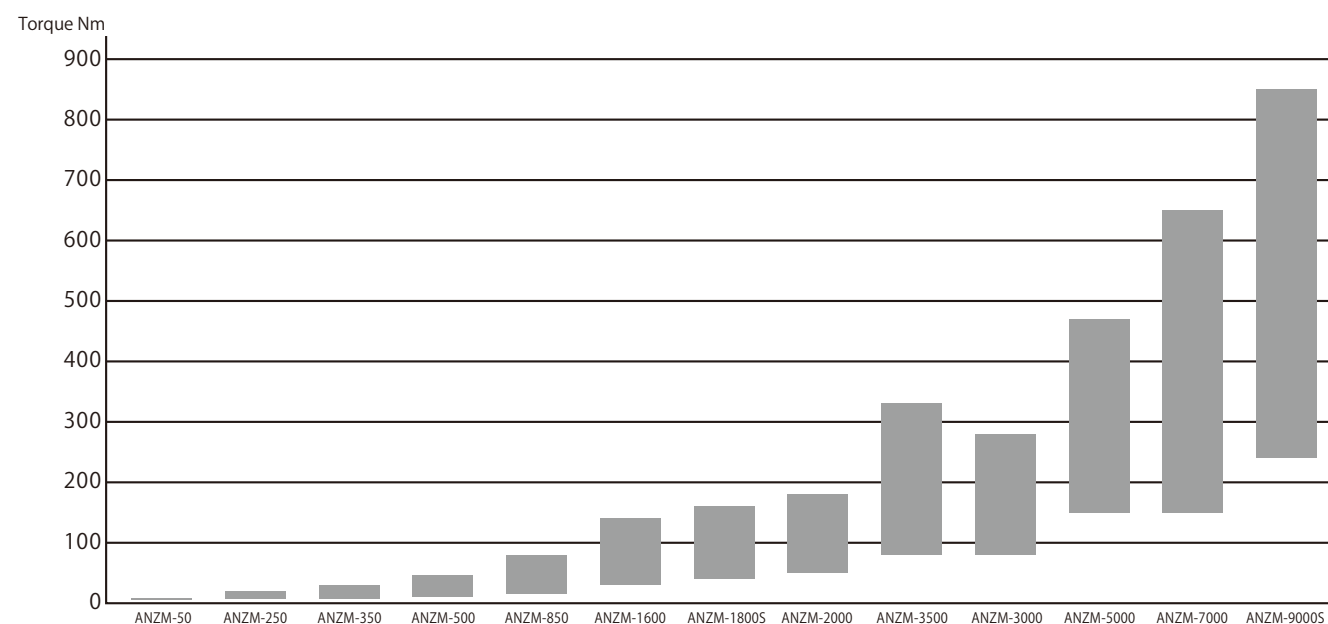
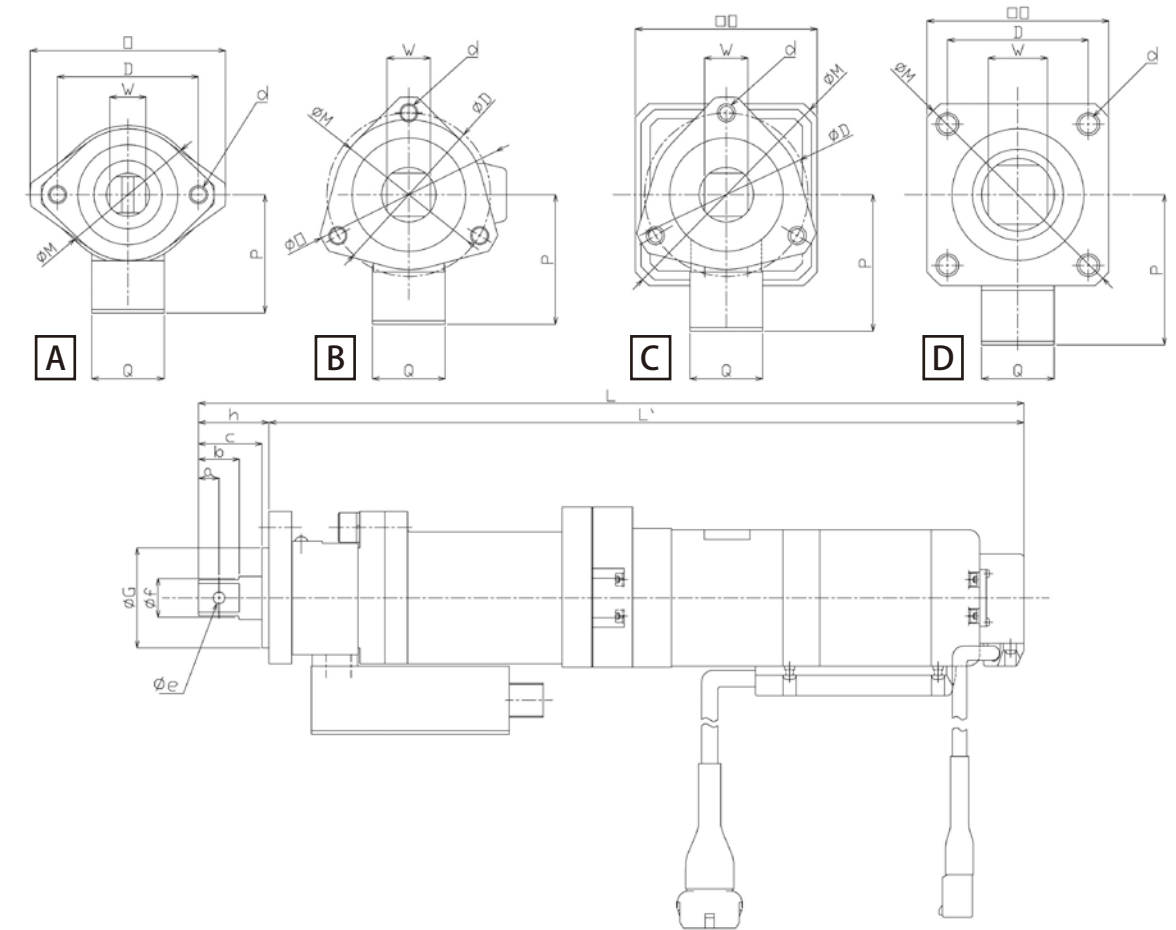
Series	Angle sensor type	Features	Specification/Dimension
ANCKHM(※2)	Encoder	Built-in clutch and high speed seated	P.35
ANZM		Large torque type	P.37
ANZM-SFFT-U		Turning type nut runner	P.39
ANZMC-KS		Changed amplifier case mounting angle	P.39

※2 "ANCKHM series" does not apply to the type configuration of the nut runner.

Specification/Dimension Table

■ Straight type

Model	Max torque [N·m]	Maximum rotational speed [rpm]	Weight [kg]	Drive power supply (AC200V) Supply current capacity Rated value [A rms]	Torque sensor model	Crosspounding controller
ANZM-50	4.5	1700	1.0	0.6	AZM-100	GSK-14(T4)-E-N2 GSKW-14(T4)-E-N2
ANZM-250	20	310	1.6	0.6	AZM-350	
ANZM-350	30	430	2.2	1.2	AZM-350	
ANZM-500	45	310	2.2	1.2	AZM-500	
ANZM-850	80	420	3.9	2.3	AZM-850	
ANZM-1600	140	420	5.0	4.5	AZM-1500	GSK-15(T5)-E-N2 GSKW-15(T5)-E-N2
ANZM-1800S	160	420	5.0	4.5	AZM-2000	
ANZM-2000	180	290	5.8	4.5	AZM-2500	
ANZM-3500	330	200	10.0	4.5	AZM-4000	
ANZM-3000	280	235	9.0	8.5	AZM-4000	
ANZM-5000	470	250	10.5	8.5	AZM-7500	GSK-17(T7)-E-N2
ANZM-7000	650	175	10.5	8.5	AZM-7500	
ANZM-9000S	850	130	13.9	8.5	AZM-12000S	

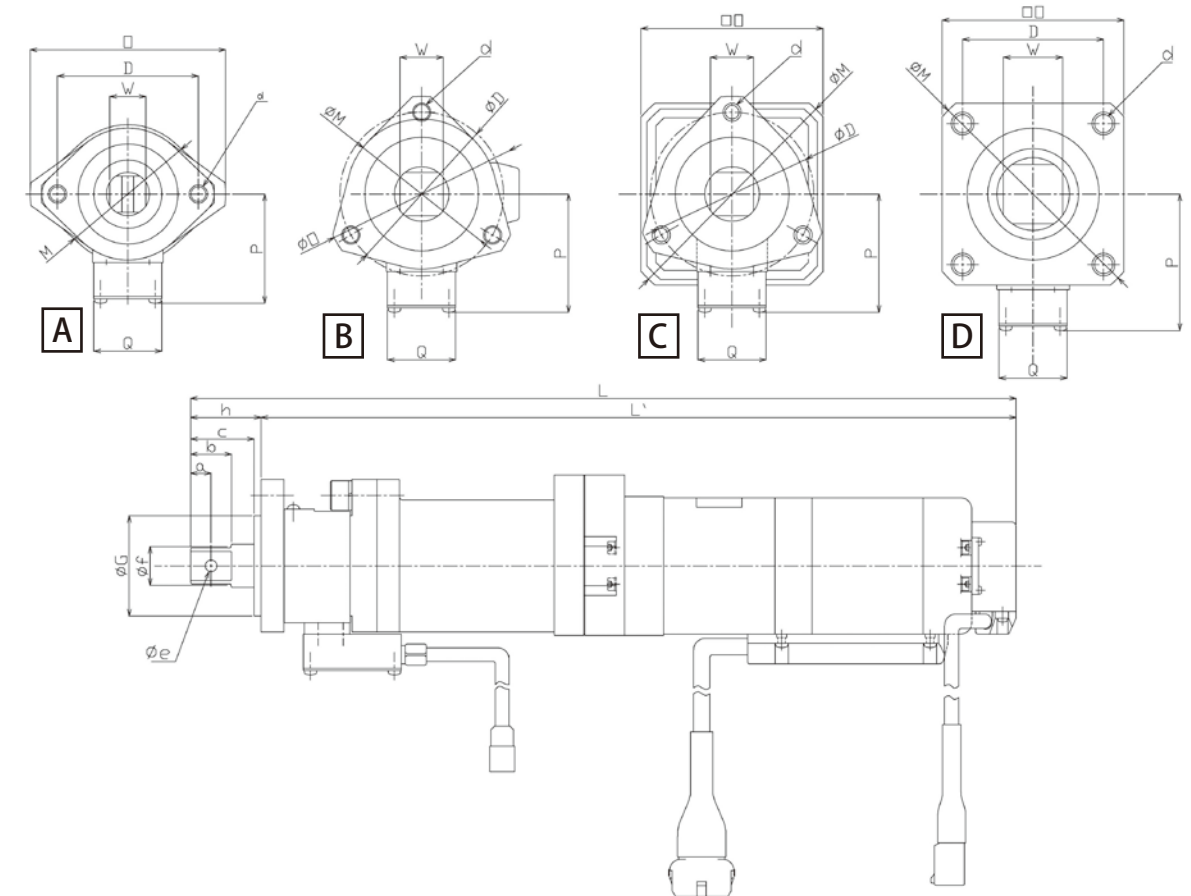
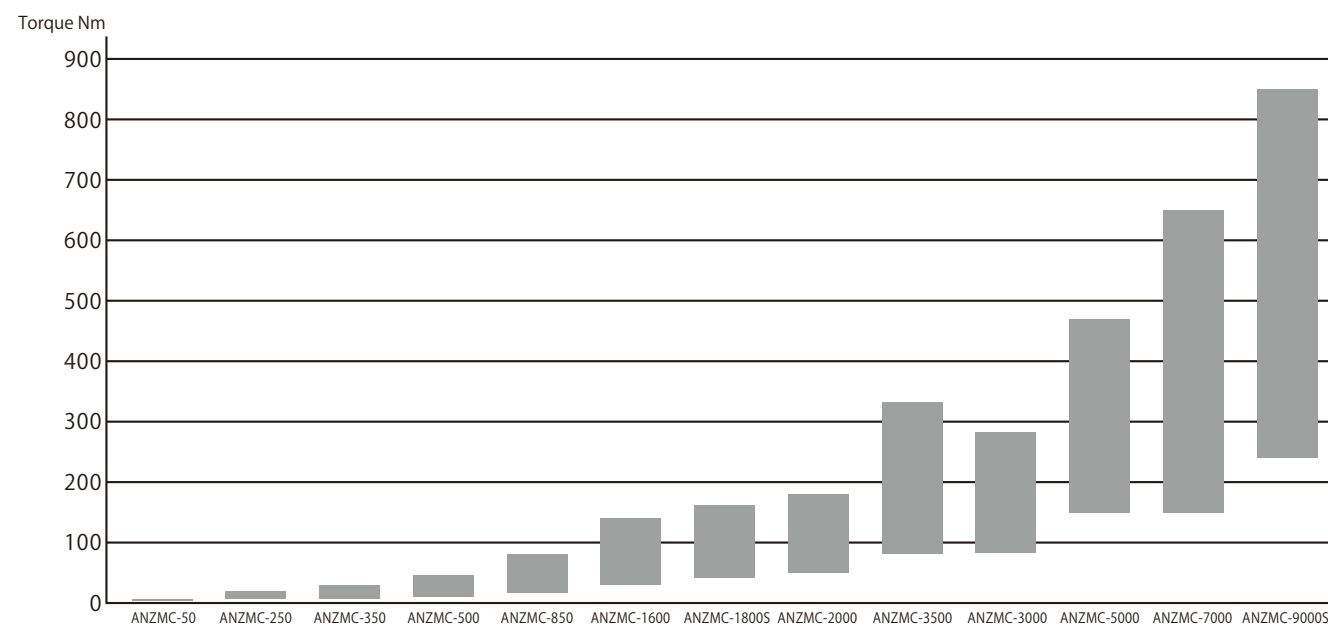


Nut runner model	Shape	a	b	c	D	d	e	f	G		L	L'	h	M	O	P	Q	W
									Reference dimension	Tolerance								
ANZM-50	A	5	11	18	51	2-M6	3.2	12	34	-0.025 -0.050	201.4	180.4	21	42	64	52	32	9.52
ANZM-250	A	5	11	18	51	2-M6	3.2	12	34	-0.025 -0.050	231.9	210.9	21	42	64	52	32	9.52
ANZM-350	A	8	16	23	51	2-M6	4.2	17	34	-0.025 -0.050	285.1	259.1	26	42	64	52	32	12.7
ANZM-500	A	8	16	23	51	2-M8	4.2	17	34	-0.025 -0.050	285.1	259.1	26	42	66	52	32	12.7
ANZM-850	A	9	18	28	62	2-M8	5.2	19	44	-0.025 -0.050	297.9	266.9	31	61	80	60	32	15.87
ANZM-1600	A	9	18	28	62	2-M8	5.2	19	44	-0.025 -0.050	363.2	332.2	31	61	80	60	32	15.87
ANZM-1800S	A	9	18	28	62	2-M10	5.2	19	44	-0.025 -0.050	363.2	332.2	31	61	80	60	32	15.87
ANZM-2000	B	13	25	36	68	3-M8	5.2	24	50	-0.03 -0.05	412.2	373.2	39	61	82	64	32	19.05
ANZM-3500	B	13	25	36	72	3-M8	5.2	24	50	-0.03 -0.05	417.2	378.2	39	66	86	64	32	19.05
ANZM-3000	C	13	25	36	72	3-M8	5.2	24	50	-0.03 -0.05	418.3	379.3	39	105	80	64	32	19.05
ANZM-5000	D	14.5	30	44	62	4-M10	6.3	32	58	-0.03 -0.05	502.3	454.3	48	105	80	72	32	25.4
ANZM-7000	D	14.5	30	44	62	4-M10	6.3	32	58	-0.03 -0.05	502.3	454.3	48	105	80	72	32	25.4
ANZM-9000S	D	14.5	30	44	62	4-M10	6.3	32	58	-0.03 -0.05	494.3	446.3	48	105	80	72	32	25.4

Specification/Dimension Table

Small torque sensor amplifier straight type

Model	Max torque [N·m]	Maximum rotational speed [rpm]	Weight [kg]	Drive power supply (AC200V) Supply current capacity Rated value [A rms]	Torque sensor model	Crosspounding controller
ANZMC-50	4.5	1700	1.0	0.6	AZMC-100	GSK-14(T4)-E-N2 GSKW-14(T4)-E-N2
ANZMC-250	20	310	1.6	0.6	AZMC-350	
ANZMC-350	30	430	2.2	1.2	AZMC-350	
ANZMC-500	45	310	2.2	1.2	AZMC-500	
ANZMC-850	80	420	3.9	2.3	AZMC-850	
ANZMC-1600	140	420	5.0	4.5	AZMC-1500	GSK-15(T5)-E-N2 GSKW-15(T5)-E-N2
ANZMC-1800S	160	420	5.0	4.5	AZMC-2000	
ANZMC-2000	180	290	5.8	4.5	AZMC-2500	
ANZMC-3500	330	200	10.0	4.5	AZMC-4000	
ANZMC-3000	280	235	9.0	8.5	AZMC-4000	
ANZMC-5000	470	250	10.5	8.5	AZMC-7500	GSK-17(T7)-E-N2
ANZMC-7000	650	175	10.5	8.5	AZMC-7500	
ANZMC-9000S	850	130	13.9	8.5	AZMC-12000S	

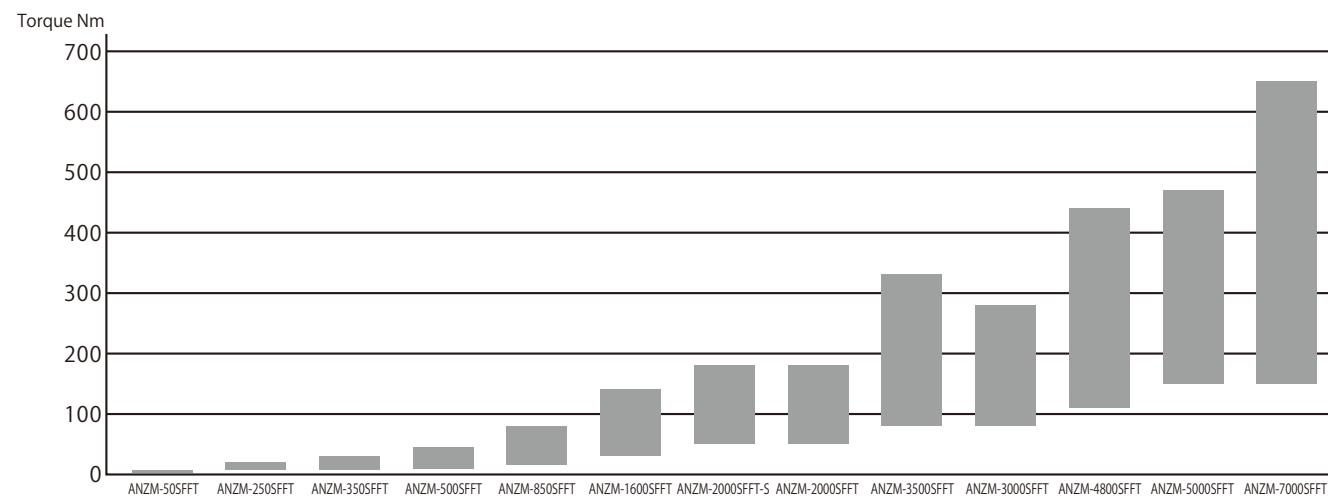
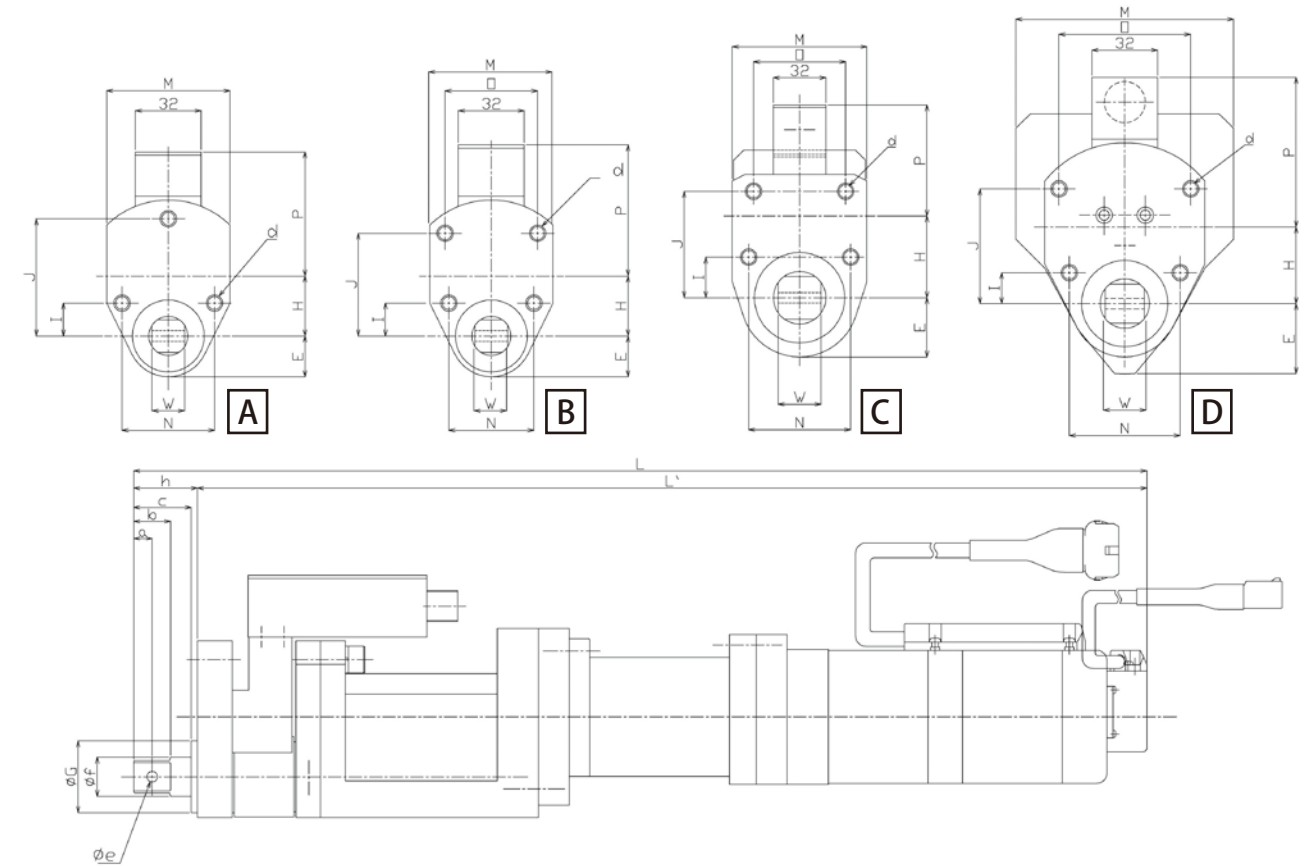


Nut runner model	Shape	a	b	c	D	d	e	f	G		L	L'	h	M	O	P	Q	W
									Reference dimension	Tolerance								
ANZMC-50	A	5	11	18	51	2-M6	3.2	12	34	-0.025 -0.050	201.4	180.4	21	42	64	40	30	9.52
ANZMC-250	A	5	11	18	51	2-M6	3.2	12	34	-0.025 -0.050	231.9	210.9	21	42	64	40	30	9.52
ANZMC-350	A	8	16	23	51	2-M6	4.2	17	34	-0.025 -0.050	285.1	259.1	26	42	64	40	30	12.7
ANZMC-500	A	8	16	23	51	2-M8	4.2	17	34	-0.025 -0.050	285.1	259.1	26	42	66	40	30	12.7
ANZMC-850	A	9	18	28	62	2-M8	5.2	19	44	-0.025 -0.050	297.9	266.9	31	61	80	48	30	15.87
ANZMC-1600	A	9	18	28	62	2-M8	5.2	19	44	-0.025 -0.050	363.2	332.2	31	61	80	48	30	15.87
ANZMC-1800S	A	9	18	28	62	2-M10	5.2	19	44	-0.025 -0.050	363.2	332.2	31	61	80	48	30	15.87
ANZMC-2000	B	13	25	36	φ68	3-M8	5.2	24	50	-0.03 -0.05	412.2	373.2	39	61	82	52	30	19.05
ANZMC-3500	B	13	25	36	φ72	3-M8	5.2	24	50	-0.03 -0.05	417.2	378.2	39	66	86	52	30	19.05
ANZMC-3000	C	13	25	36	φ72	3-M8	5.2	24	50	-0.03 -0.05	418.3	379.3	39	105	80	52	30	19.05
ANZMC-5000	D	14.5	30	44	62	4-M10	6.3	32	58	-0.03 -0.05	502.3	454.3	48	105	80	60	30	25.4
ANZMC-7000	D	14.5	30	44	62	4-M10	6.3	32	58	-0.03 -0.05	502.3	454.3	48	105	80	60	30	25.4
ANZMC-9000S	D	14.5	30	44	62	4-M10	6.3	32	58	-0.03 -0.05	494.3	446.3	48	105	80	60	30	25.4

Specification/Dimension Table

■ Offset type

Model	Max torque [N·m]	Maximum rotational speed [rpm]	Weight [kg]	Drive power supply (AC200V) Supply current capacity Rated value [A rms]	Torque sensor model	Crossponding controller
ANZM-50SFFT	4.5	1700	1.8	0.6	ZFT-50	GSK-14(T4)-E-N2 GSKW-14(T4)-E-N2
ANZM-250SFFT	20	310	2.5	0.6	ZFT-351	
ANZM-350SFFT	30	430	2.8	1.2	ZFT-350	
ANZM-500SFFT	45	310	2.8	1.2	ZFT-500	
ANZM-850SFFT	80	420	7.8	2.3	ZFT-850	
ANZM-1600SFFT	140	420	8.9	4.5	ZFT-1500	GSK-15(T5)-E-N2 GSKW-15(T5)-E-N2
ANZM-2000SFFT-S	180	290	9.7	4.5	ZFTS-2500	
ANZM-2000SFFT	180	290	9.8	4.5	ZFT-2500	
ANZM-3500SFFT	330	200	12.5	4.5	ZFT-4000	
ANZM-3000SFFT	280	235	14.7	8.5	ZFT-4000	
ANZM-4800SFFT	440	253	15.0	8.5	ZFT-5500	GSK-17(T7)-E-N2
ANZM-5000SFFT	470	250	23	8.5	ZFT-7500	
ANZM-7000SFFT	650	175	23	8.5	ZFT-7500	

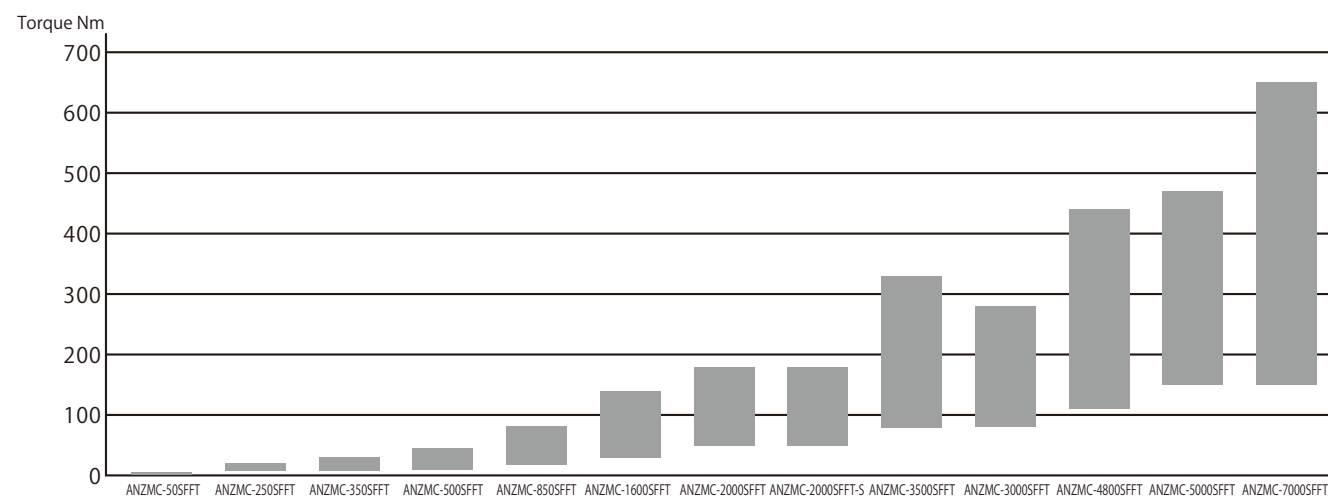
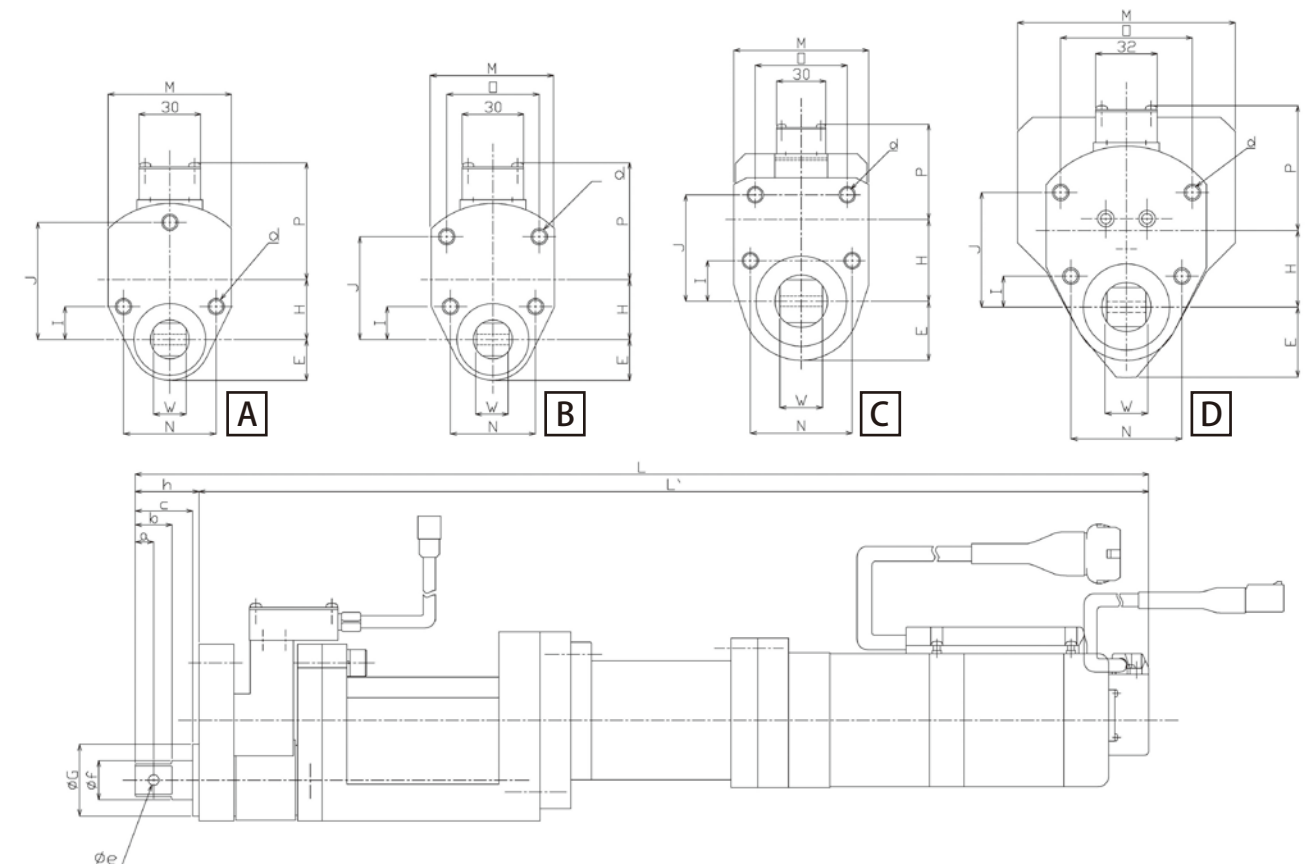


Nut runner model	Shape	a	b	c	I	J	N	d	O	e	f	G		L	L'	P	h	M	E	H	W
												Reference dimension	Tolerance								
ANZM-50SFFT	A	5	11	19	11	44.5	33	3-M6	-	3.2	12	30	-0.02 -0.04	261.4	239.4	65.5	22	44	15	22	9.52
ANZM-250SFFT	A	5	11	19	12	44.5	38	3-M6	-	3.2	12	28	-0.02 -0.04	312.5	290.5	60.5	22	50	15	22.5	9.52
ANZM-350SFFT	A	8	16	23	12	44.5	38	3-M6	-	4.2	17	30	-0.02 -0.04	364.7	338.7	61.5	26	50	15	22.5	12.7
ANZM-500SFFT	A	8	16	23	13.5	49.5	42	3-M6	-	4.2	17	30	-0.02 -0.04	376.7	350.7	61.5	26	54	17.5	25.5	12.7
ANZM-850SFFT	A	9	18	28	16	57	45	3-M8	-	5.2	19	35	-0.025 -0.050	427.9	396.9	68.85	31	60	19.85	29.15	15.87
ANZM-1600SFFT	A	9	18	28	16	57	45	3-M8	-	5.2	19	35	-0.025 -0.050	493.2	462.2	68.85	31	60	19.85	29.15	15.87
ANZM-2000SFFT-S	A	9	18	28	16	57	45	3-M8	-	5.2	19	35	-0.025 -0.050	530.2	499.2	68.85	31	60	19.85	29.15	15.87
ANZM-2000SFFT	B	13	25	36	15	55.8	54	4-M8	64	5.2	24	42	-0.025 -0.050	539.7	500.7	72.73	39	78	26	37.27	19.05
ANZM-3500SFFT	B	13	25	36	15	55.8	54	4-M8	64	5.2	24	42	-0.025 -0.050	569.7	530.7	72.73	39	78	26	37.27	19.05
ANZM-3000SFFT	C	13	25	36	15	55.8	54	4-M8	64	5.2	24	42	-0.025 -0.050	570.8	531.8	72.73	39	78	26	37.27	19.05
ANZM-4800SFFT	D	13	25	36	15	55.8	54	4-M8	64	5.2	24	42	-0.025 -0.050	637.8	598.8	72.73	39	106	26	37.27	19.05
ANZM-5000SFFT	C	14.5	30	44	48	64.7	62	4-M10	56	6.3	32	55	-0.025 -0.050	665.3	617.3	68	48	82	36	49.7	25.4
ANZM-7000SFFT	C	14.5	30	44	48	64.7	62	4-M10	56	6.3	32	55	-0.025 -0.050	665.3	617.3	68	48	82	36	49.7	25.4

Specification/Dimension Table

Small torque sensor amplifier offset type

Model	Max torque [N·m]	Maximum rotational speed [rpm]	Weight [kg]	Drive power supply (AC200V) Supply current capacity Rated value [A rms]	Torque sensor model	Crossponding controller
ANZMC-50SFFT	4.5	1700	1.8	0.6	ZFTC-50	GSK-14(T4)-E-N2 GSKW-14(T4)-E-N2
ANZMC-250SFFT	20	310	2.5	0.6	ZFTC-351	
ANZMC-350SFFT	30	430	2.8	1.2	ZFTC-350	
ANZMC-500SFFT	45	310	2.8	1.2	ZFTC-500	
ANZMC-850SFFT	80	420	7.8	2.3	ZFTC-850	
ANZMC-1600SFFT	140	420	8.0	4.5	ZFTC-1500	GSK-15(T5)-E-N2 GSKW-15(T5)-E-N2
ANZMC-2000SFFT-S	180	290	9.7	4.5	ZFTSC-2500	
ANZMC-2000SFFT	180	290	9.8	4.5	ZFTC-2500	
ANZMC-3500SFFT	330	200	12.5	4.5	ZFTC-4000	
ANZMC-3000SFFT	280	235	14.7	8.5	ZFTC-4000	
ANZMC-4800SFFT	440	253	15.0	8.5	ZFTC-5500	GSK-17(T7)-E-N2
ANZMC-5000SFFT	470	250	23	8.5	ZFTC-7500	
ANZMC-7000SFFT	650	175	23	8.5	ZFTC-7500	

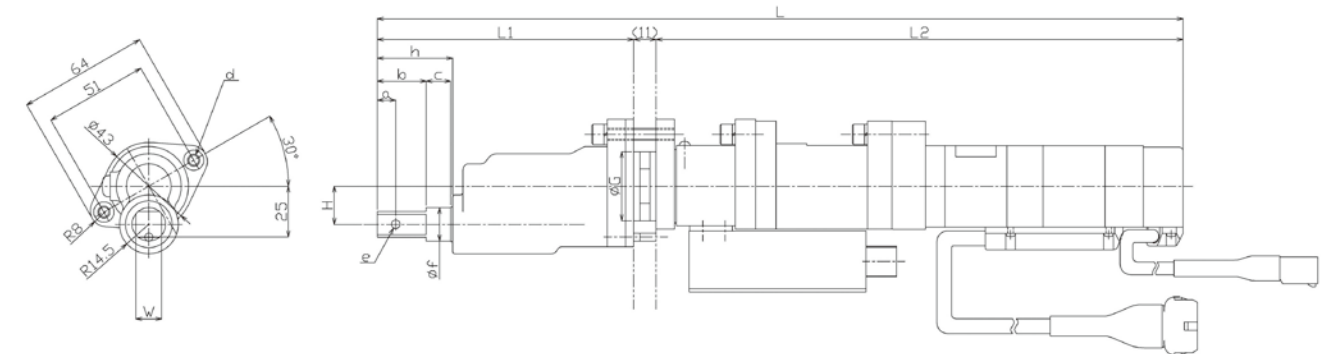
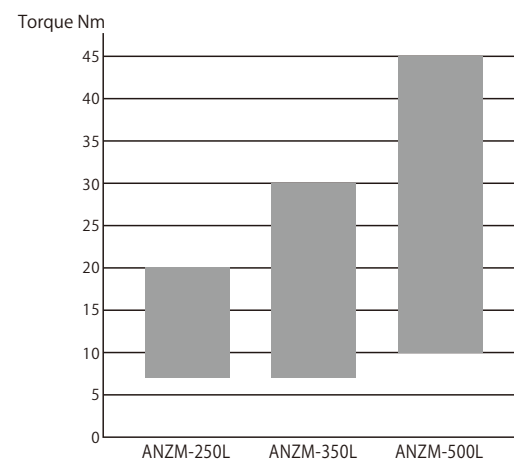


Nut runner model	Shape	a	b	c	l	J	N	d	O	e	f	G		L	L'	P	h	M	E	H	W
												Reference dimension	Tolerance								
ANZMC-50SFFT	A	5	11	19	11	44.5	33	3-M6	-	3.2	12	30	-0.02 -0.04	261.4	239.4	53.5	22	44	15	22	9.52
ANZMC-250SFFT	A	5	11	19	12	44.5	38	3-M6	-	3.2	12	28	-0.02 -0.04	312.5	290.5	48.5	22	50	15	22.5	9.52
ANZMC-350SFFT	A	8	16	23	12	44.5	38	3-M6	-	4.2	17	30	-0.02 -0.04	364.7	338.7	49.5	26	50	15	22.5	12.7
ANZMC-500SFFT	A	8	16	23	13.5	49.5	42	3-M6	-	4.2	17	30	-0.02 -0.04	376.7	350.7	49.5	26	54	17.5	25.5	12.7
ANZMC-850SFFT	A	9	18	28	16	57	45	3-M8	-	5.2	19	35	-0.025 -0.050	427.9	396.9	56.85	31	60	19.85	29.15	15.87
ANZMC-1600SFFT	A	9	18	28	16	57	45	3-M8	-	5.2	19	35	-0.025 -0.050	493.2	462.2	56.85	31	60	19.85	29.15	15.87
ANZMC-2000SFFT-S	A	9	18	28	16	57	45	3-M8	-	5.2	19	35	-0.025 -0.050	530.2	499.2	56.85	31	60	19.85	29.15	15.87
ANZMC-2000SFFT	B	13	25	36	15	55.8	54	4-M8	64	5.2	24	42	-0.025 -0.050	539.7	500.7	60.73	39	78	26	37.27	19.05
ANZMC-3500SFFT	B	13	25	36	15	55.8	54	4-M8	64	5.2	24	42	-0.025 -0.050	569.7	530.7	70.73	39	78	26	37.27	19.05
ANZMC-3000SFFT	C	13	25	36	15	55.8	54	4-M8	64	5.2	24	42	-0.025 -0.050	570.8	531.8	70.73	39	78	26	37.27	19.05
ANZMC-4800SFFT	D	13	25	36	15	55.8	54	4-M8	64	5.2	24	42	-0.025 -0.050	637.8	598.8	60.73	39	106	26	37.27	19.05
ANZMC-5000SFFT	C	14.5	30	44	48	64.7	62	4-M10	56	6.3	32	55	-0.025 -0.050	665.3	617.3	56	48	82	36	49.7	25.4
ANZMC-7000SFFT	C	14.5	30	44	48	64.7	62	4-M10	56	6.3	32	55	-0.025 -0.050	665.3	617.3	56	48	82	36	49.7	25.4

Specification/Dimension Table

External offset type

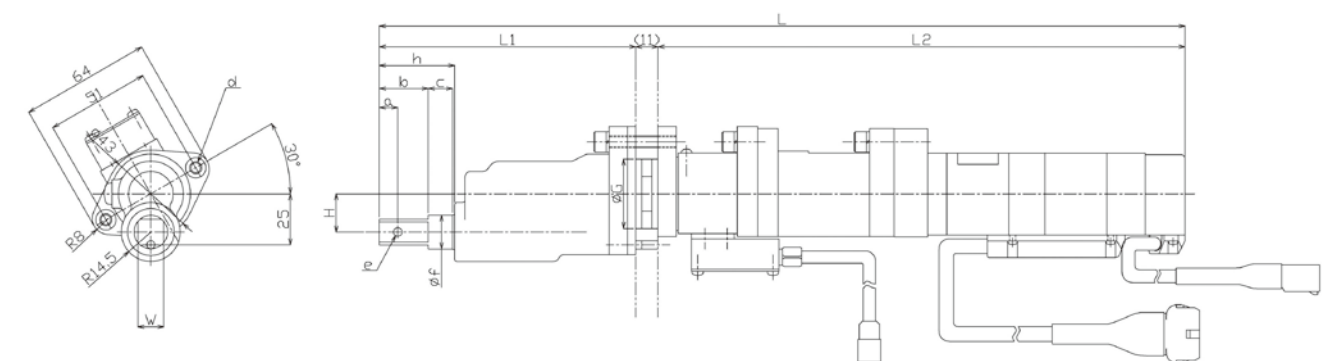
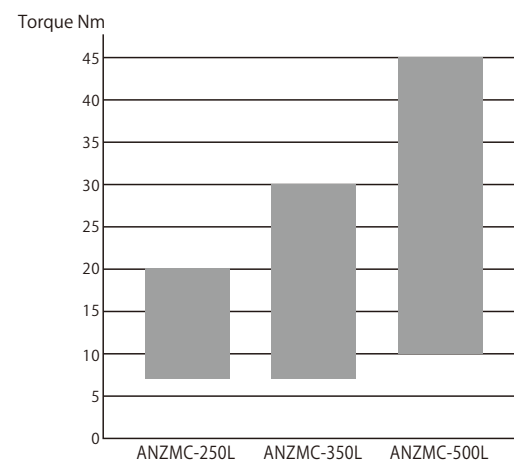
Model	Max torque [N·m]	Maximum rotational speed [rpm]	Weight [kg]	Drive power supply (AC200V) Supply current capacity Rated value [A rms]	Torque sensor model	Crosspounding controller
ANZM-250L	20	310	1.8	0.6	AZM-350	GSK-14(T4)-E-N2 GSKW-14(T4)-E-N2
ANZM-350L	30	430	3.5	1.2	AZM-350	
ANZM-500L	45	310	3.5	1.2	AZM-500	



Nut runner model	a	b	c	d	e	f	G		L	L1	L2	h	H	W
							Reference dimension	Tolerance						
ANZM-250L	7.5	21	11	2-M6	3.2	11.5	34	-0.025 -0.050	335.5	117	208	33	18.8	9.52
ANZM-350L	9	24	12	2-M6	4.2	16.5	34	-0.025 -0.050	392.7	126	256	37	18.8	12.7
ANZM-500L	9	24	12	2-M8	4.2	16.5	34	-0.025 -0.050	392.7	126	256	37	18.8	12.7

Small torque sencer amplifer external offset type

Model	Max torque [N·m]	Maximum rotational speed [rpm]	Weight [kg]	Drive power supply (AC200V) Supply current capacity Rated value [A rms]	Torque sensor model	Crosspounding controller
ANZMC-250L	20	310	1.8	0.6	AZMC-350	GSK-14(T4)-E-N2 GSKW-14(T4)-E-N2
ANZMC-350L	30	430	3.5	1.2	AZMC-350	
ANZMC-500L	45	310	3.5	1.2	AZMC-500	



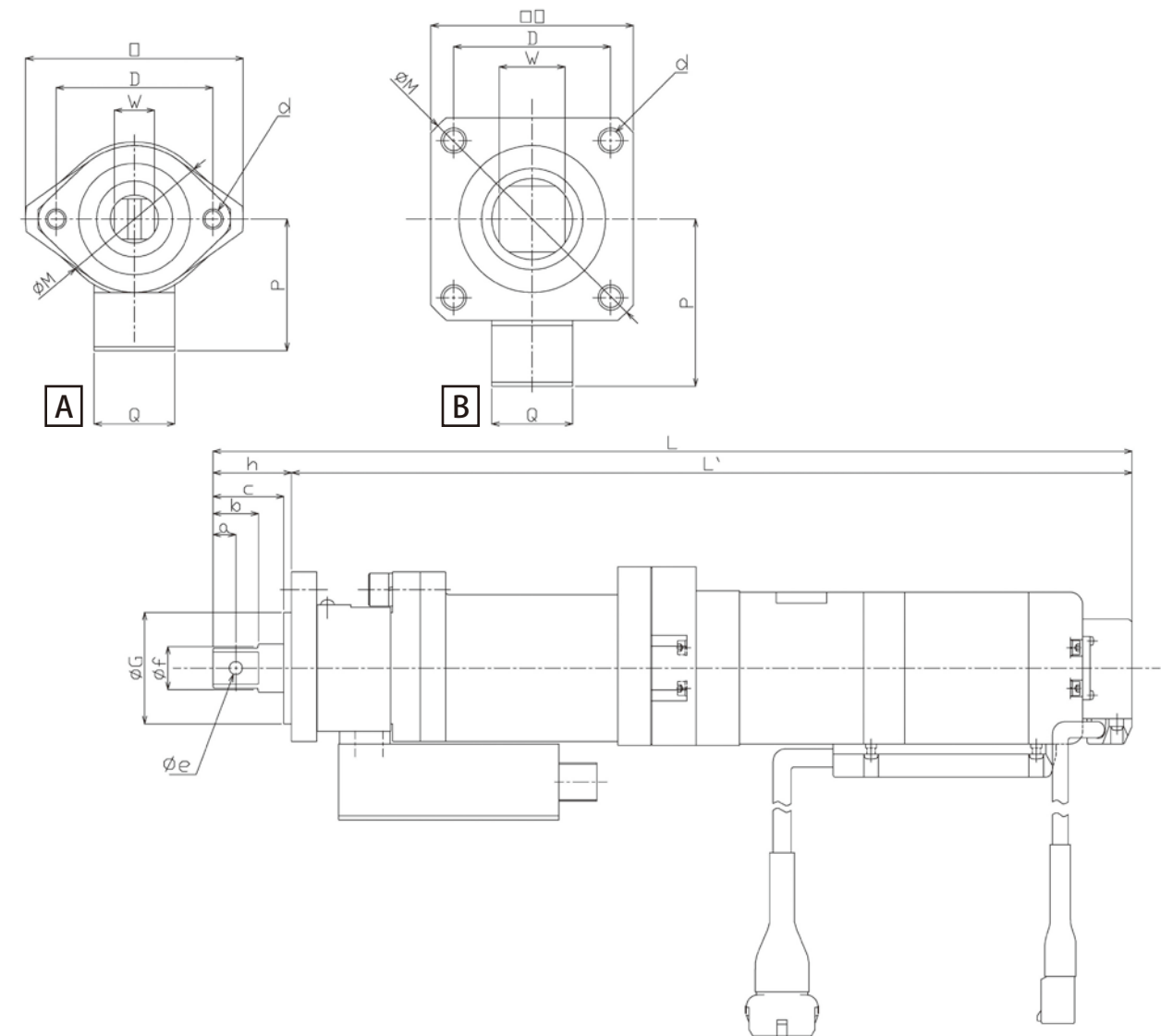
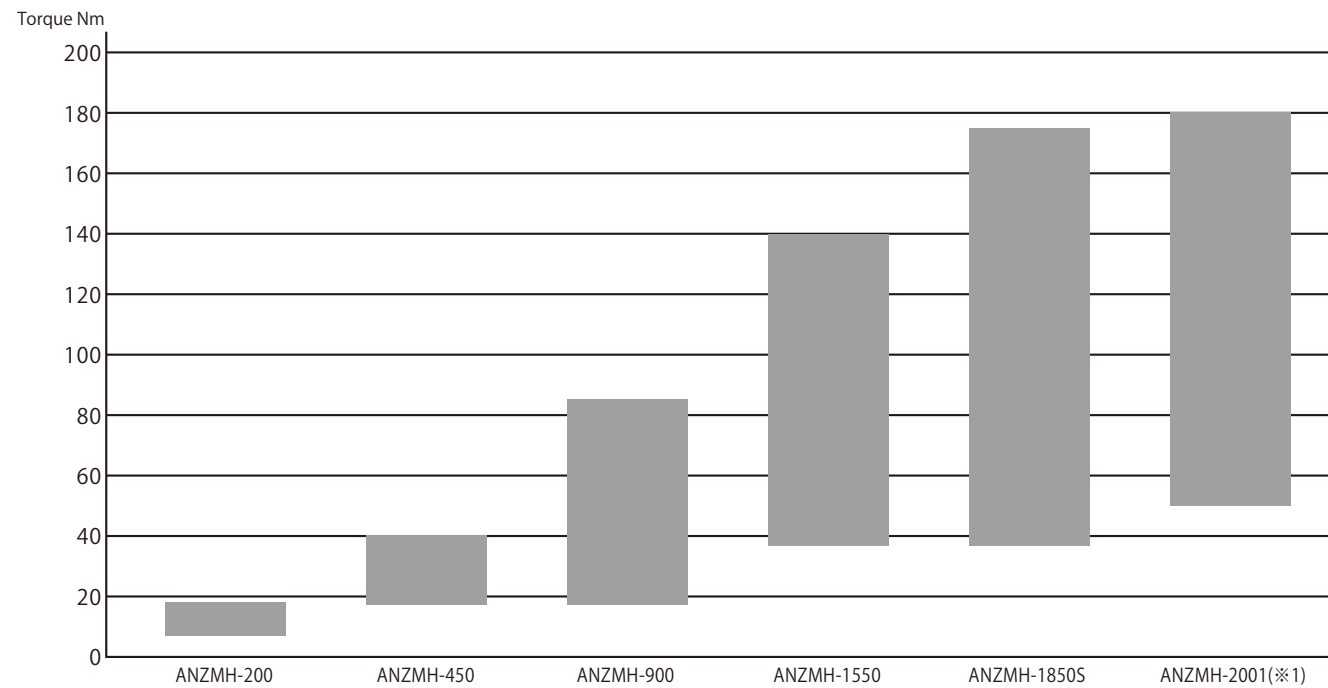
Nut runner model	a	b	c	d	e	f	G		L	L1	L2	h	H	W
							Reference dimension	Tolerance						
ANZMC-250L	7.5	21	11	2-M6	3.2	11.5	34	-0.025 -0.050	335.5	117	208	33	18.8	9.52
ANZMC-350L	9	24	12	2-M6	4.2	16.5	34	-0.025 -0.050	392.7	126	256	37	18.8	12.7
ANZMC-500L	9	24	12	2-M8	4.2	16.5	34	-0.025 -0.050	392.7	126	256	37	18.8	12.7

Specification/Dimension Table

High speed straight type

Model	Max torque [N·m]	Maximum rotational speed [rpm]	Weight [kg]	Drive power supply (AC200V) Supply current capacity Rated value [A rms]	Torque sensor model	Crossponding controller
ANZMH-200	18	830	1.6	1.2	AZM-350	GSK-14(T4)-E-N2 GSKW-14(T4)-E-N2
ANZMH-450	40	840	3.4	2.3	AZM-850	
ANZMH-900	85	840	4.5	4.5	AZM-1500	GSK-15(T5)-E-N2 GSKW-15(T5)-E-N2
ANZMH-1550	140	910	8.5	8.5	AZM-1850	
ANZMH-1850S	175	740	9.3	8.5	AZM-1850	GSK-17(T7)-E-N2
ANZMH-2001(※1)	180	740	9.0	8.5	AZM-2502	

※1 The mnemonic name of the model has changed.Old designation: ANZMH-2000→New designation: ANZMH-2001

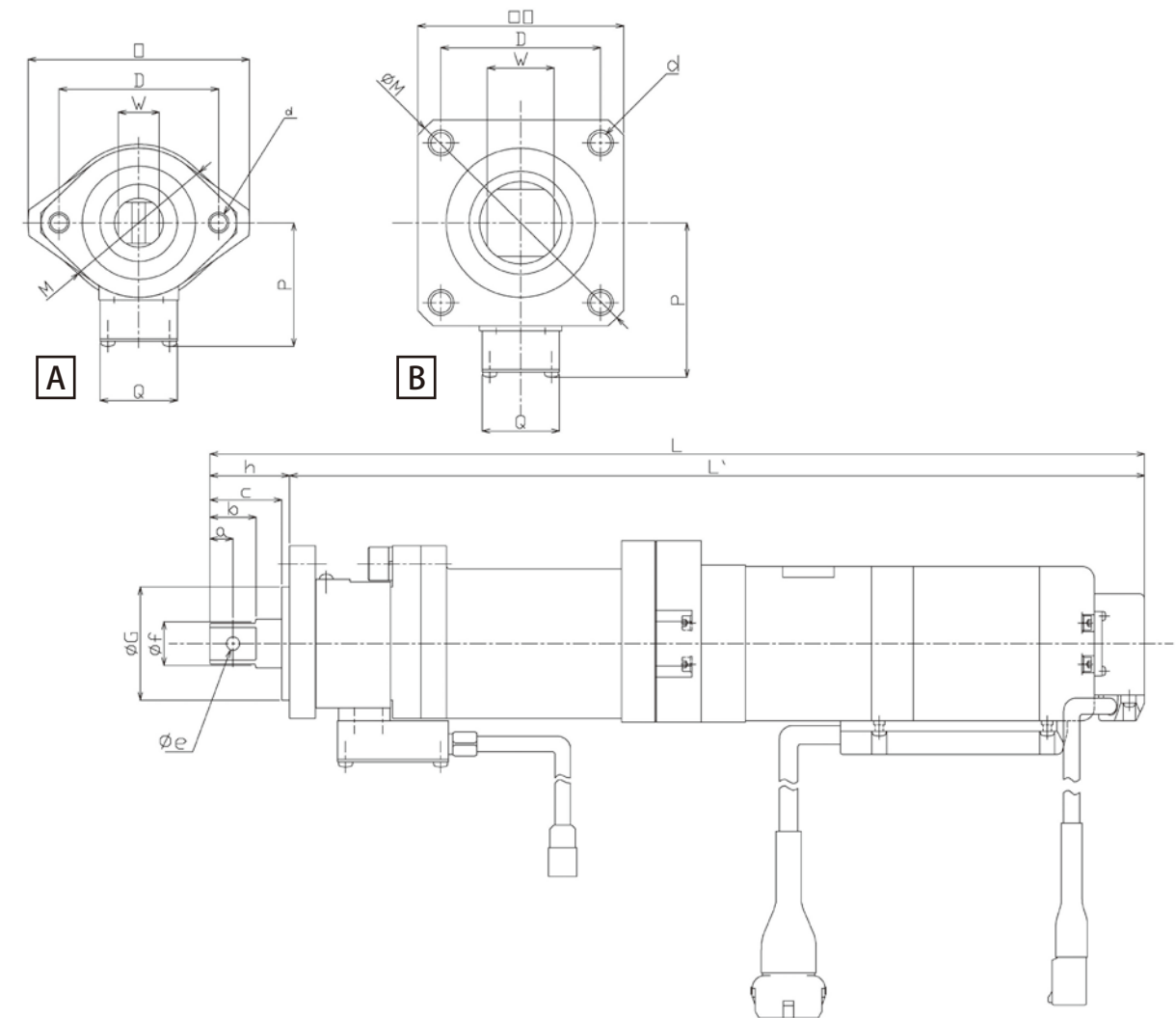
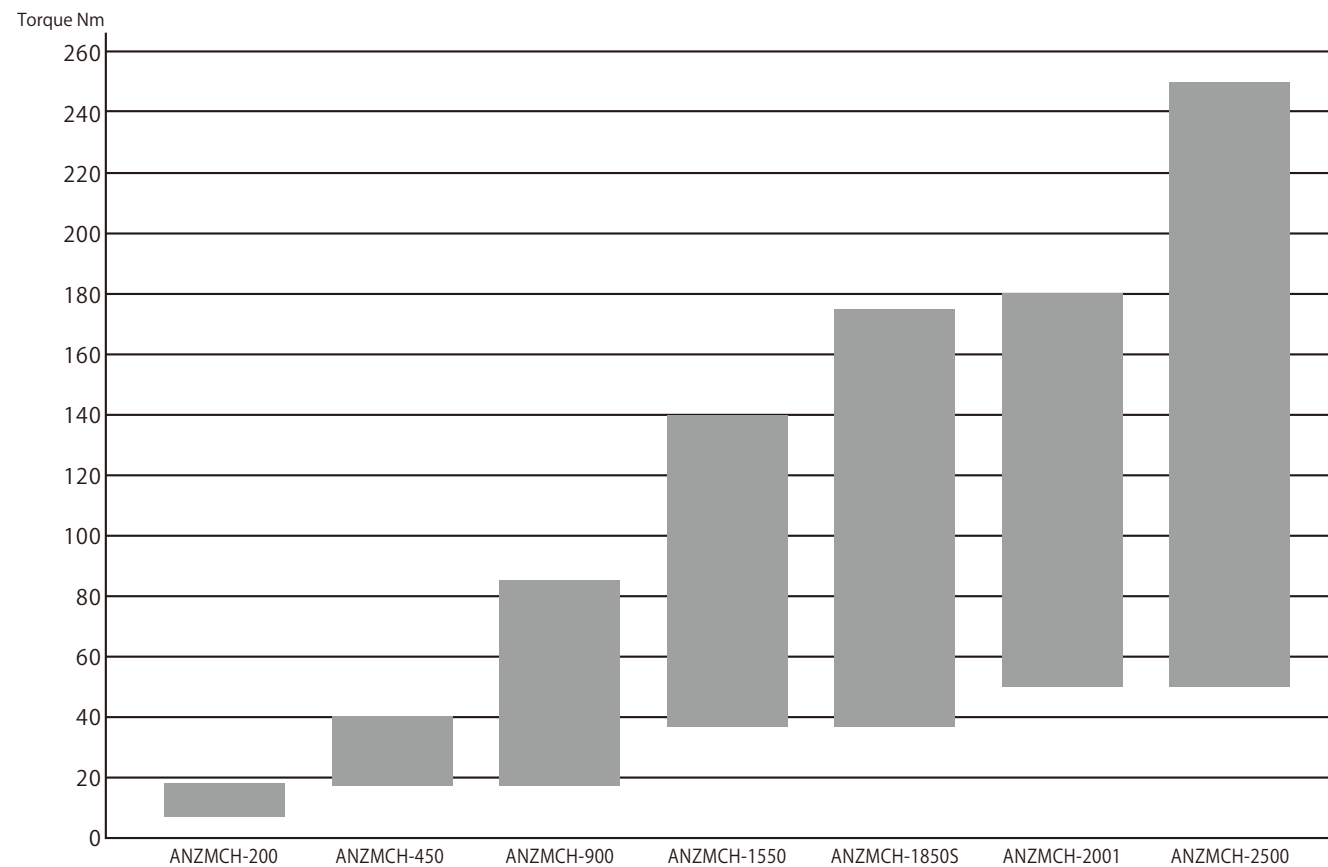


Nut runner model	Shape	a	b	c	D	d	e	f	G		L	L'	h	M	O	P	Q	W
									Reference dimension	Tolerance								Reference dimension
ANZMH-200	A	5	11	18	51	2-M6	3.2	12	34	-0.025 -0.050	280.1	259.1	21	42	64	52	32	9.52
ANZMH-450	A	8	16	23	62	2-M8	4.2	17	44	-0.025 -0.050	292.9	266.9	26	61	80	60	32	12.7
ANZMH-900	A	9	18	28	62	2-M8	5.2	19	44	-0.025 -0.050	363.2	332.2	31	61	80	60	32	15.87
ANZMH-1550	B	9	18	28	62	4-M10	5.2	19	58	-0.025 -0.050	399.3	367.3	32	105	80	72	32	15.87
ANZMH-1850S	B	9	18	28	62	4-M10	5.2	19	58	-0.030 -0.060	399.3	367.3	32	105	80	72	32	15.87
ANZMH-2001	B	9	18	28	62	4-M10	5.2	19	58	-0.030 -0.060	399.3	367.3	32	105	80	72	32	15.87

Specification/Dimension Table

■ Small torque sensor amplifier high speed straight type

Model	Max torque [N·m]	Maximum rotational speed [rpm]	Weight [kg]	Drive power supply (AC200V) Supply current capacity Rated value [A rms]	Torque sensor model	Crossponding controller
ANZMCH-200	18	830	1.6	1.2	AZMC-350	GSK-14(T4)-E-N2 GSKW-14(T4)-E-N2
ANZMCH-450	40	840	3.4	2.3	AZMC-850	
ANZMCH-900	85	840	4.5	4.5	AZMC-1500	GSK-15(T5)-E-N2 GSKW-15(T5)-E-N2
ANZMCH-1550	140	910	8.5	8.5	AZMC-1850	
ANZMCH-1850S	175	740	9.3	8.5	AZMC-1850	GSK-17(T7)-E-N2
ANZMCH-2001	180	740	9.0	8.5	AZMC-2502	
ANZMCH-2500	250	546	11.0	8.5	AZMC-2501	



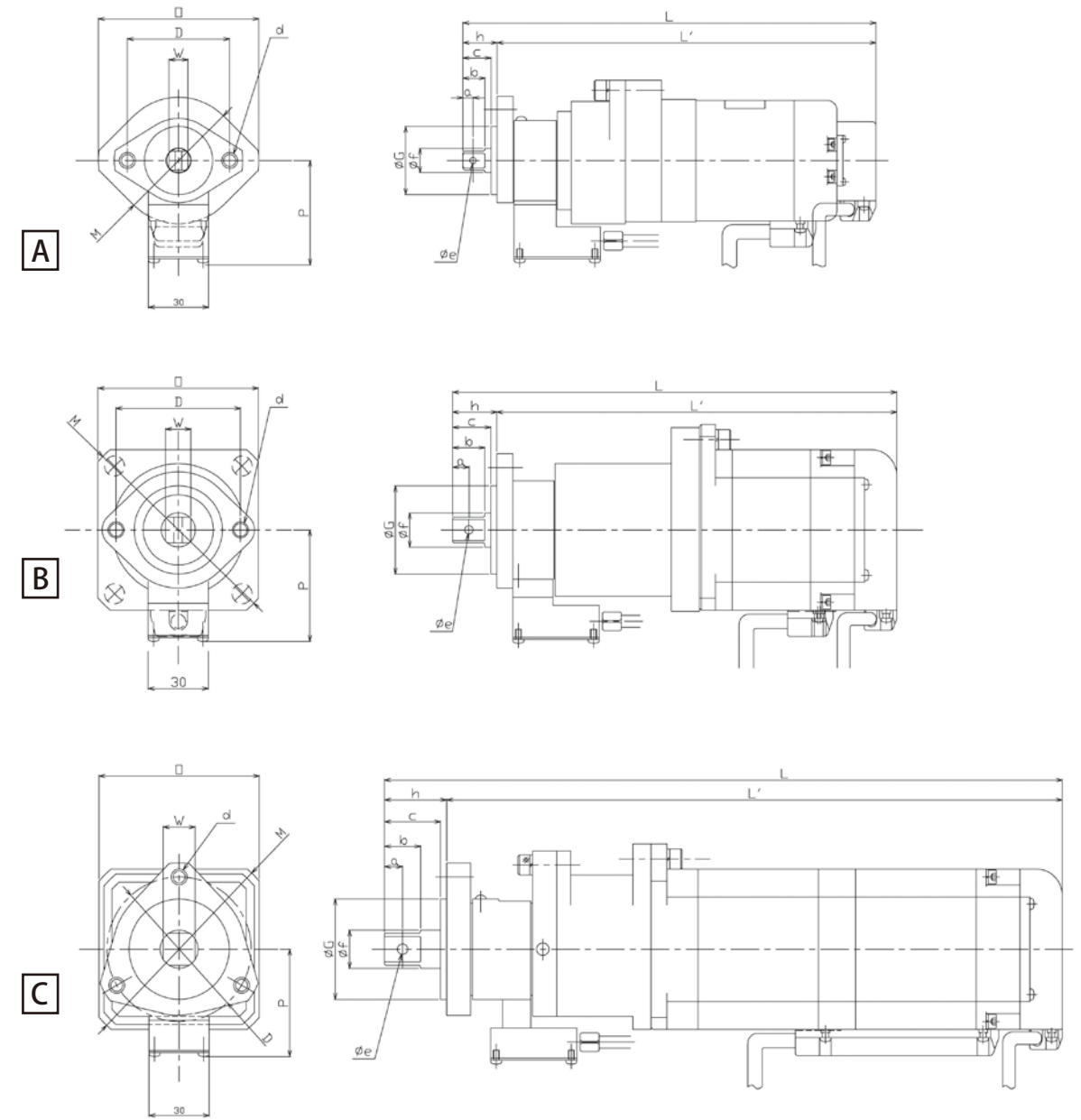
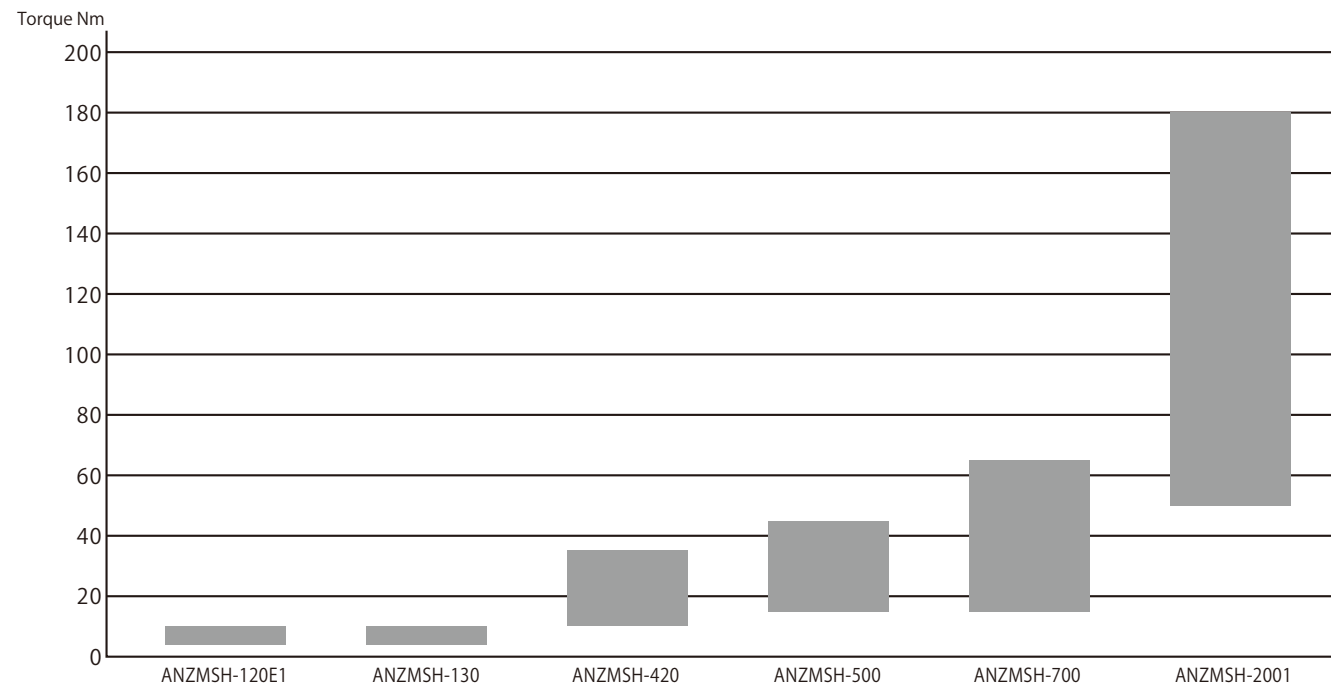
Nut runner model	Shape	a	b	c	D	d	e	f	G		L	L'	h	M	O	P	Q	W
									Reference dimension	Tolerance								
ANZMCH-200	A	5	11	18	51	2-M6	3.2	12	34	-0.025 -0.050	280.1	259.1	21	42	64	40	30	9.52
ANZMCH-450	A	8	16	23	62	2-M8	4.2	17	44	-0.025 -0.050	292.9	266.9	26	61	80	48	30	12.7
ANZMCH-900	A	9	18	28	62	2-M8	5.2	19	44	-0.025 -0.050	363.2	332.2	31	61	80	48	30	15.87
ANZMCH-1550	B	9	18	28	62	4-M10	5.2	19	58	-0.025 -0.050	399.3	367.3	32	105	80	60	32	15.87
ANZMCH-1850S	B	9	18	28	62	4-M10	5.2	19	58	-0.030 -0.060	399.3	367.3	32	105	80	60	30	15.87
ANZMCH-2001	B	9	18	28	62	4-M10	5.2	19	58	-0.030 -0.060	399.3	367.3	32	105	80	60	30	15.87
ANZMCH-2500	B	12	25	35	62	4-M10	5.2	24	58	-0.030 -0.060	407.6	368.6	39	105	80	60	30	19.05

Specification/Dimension Table

■ Built-in small torque sensor amplifier short high speed straight type

Model	Max torque [N·m]	Maximum rotational speed [rpm]	Weight [kg]	Drive power supply (AC200V) Supply current capacity Rated value [A rms]	Torque sensor model	Crosspounding controller
ANZMSH-120E1	10	1600	1.6	1.2	-	GSK-14(T4)-E1-N2 GSKW-14(T4)-E1-N2
ANZMSH-130	10	3300	2.7	2.3	-	GSK-14(T4)-E-N2 GSKW-14(T4)-E-N2
ANZMSH-420	35	965	4.5	2.3	-	
ANZMSH-500	45	770	4.5	2.3	-	
ANZMSH-700	65	547	4.4	2.3	-	
ANZMSH-2001(※1)	180	740	9.0	8.5	AZMSH-2500	GSK-17(T7)-E-N2

※1 The mnemonic name of the model has changed.Old designation: ANZMSH-2000→New designation: ANZMSH-2001



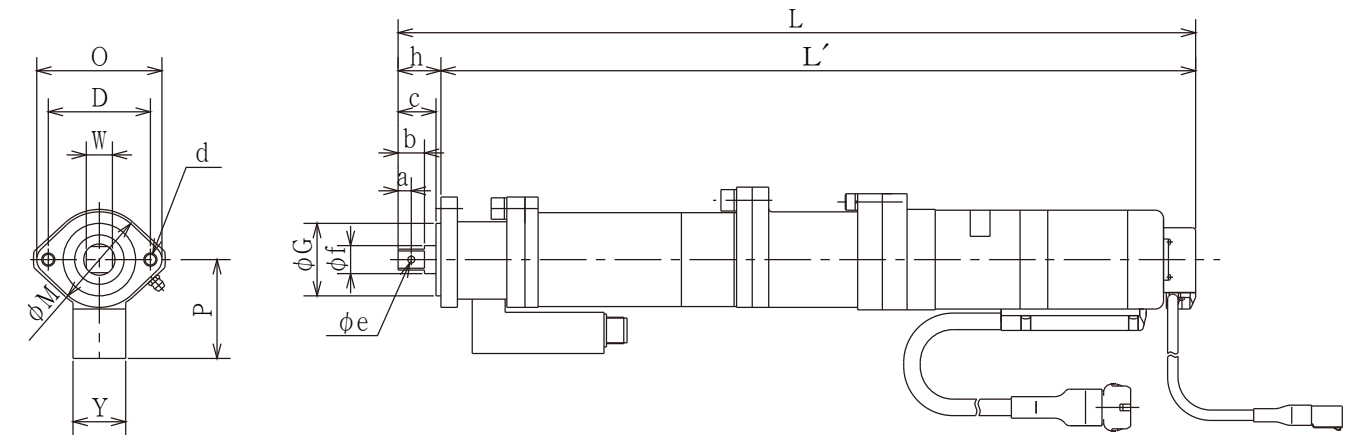
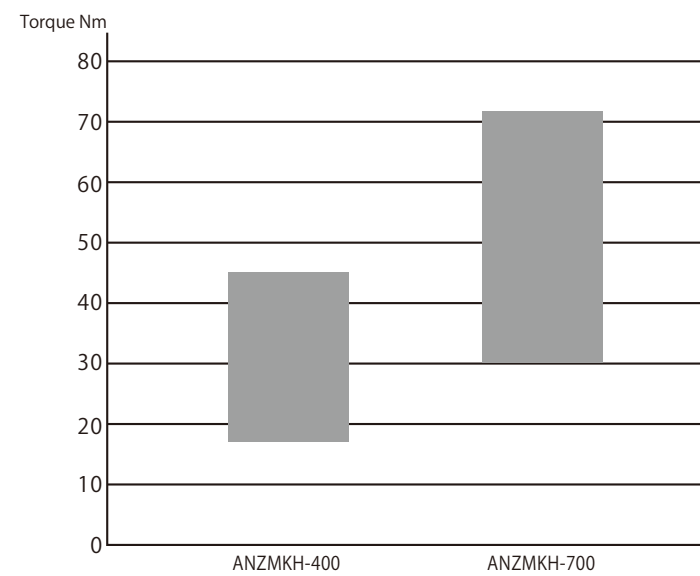
Nut runner model	Shape	a	b	c	D	d	e	f	G		L	L'	h	M	O	P	W
									Reference dimension	Tolerance							
ANZMSH-120E1	A	5	11	14	51	2-M6	3.2	12	34	-0.025 -0.050	218.1	201.1	17	42	64	40	9.52
ANZMSH-130	A	5	11	14	51	2-M6	3.2	12	34	-0.025 -0.050	205.9	188.9	17	63	80	52	9.52
ANZMSH-420	B	8	16	19	62	2-M8	4.2	17	44	-0.025 -0.050	221.4	199.4	17	105	80	55.5	12.7
ANZMSH-500	B	8	16	19	62	2-M8	4.2	17	44	-0.025 -0.050	221.4	199.4	22	105	80	55.5	12.7
ANZMSH-700	B	9	18	28	62	2-M8	5.2	19	44	-0.025 -0.050	230.4	199.4	31	105	80	55.5	15.87
ANZMSH-2001	C	13	25	32	68	3-M8	5.2	24	50	-0.03 -0.05	408.3	373.3	35	105	80	58	19.05

Specification/Dimension Table

■ Built-in ball clutch and high speed seated high speed straight type

Model	Max torque [N·m]	Maximum rotational speed [rpm]	Weight [kg]	Drive power supply (AC200V) Supply current capacity Rated value [A rms]	Torque sensor model	Seated response speed(criterion) [rpm]	Crosspounding controller
ANZMKH-400	45	1875	6.0	4.5	AZM-850	800	GSK-15(T5)-E-N2 GSKW-15(T5)-E-N2
ANZMKH-700	71.6	980	6.4	4.5	AZM-1500	800	

※The mnemonic name of the model has changed.Old designation: ANZKHM - ※※→ New designation: ANZMKH - ※※

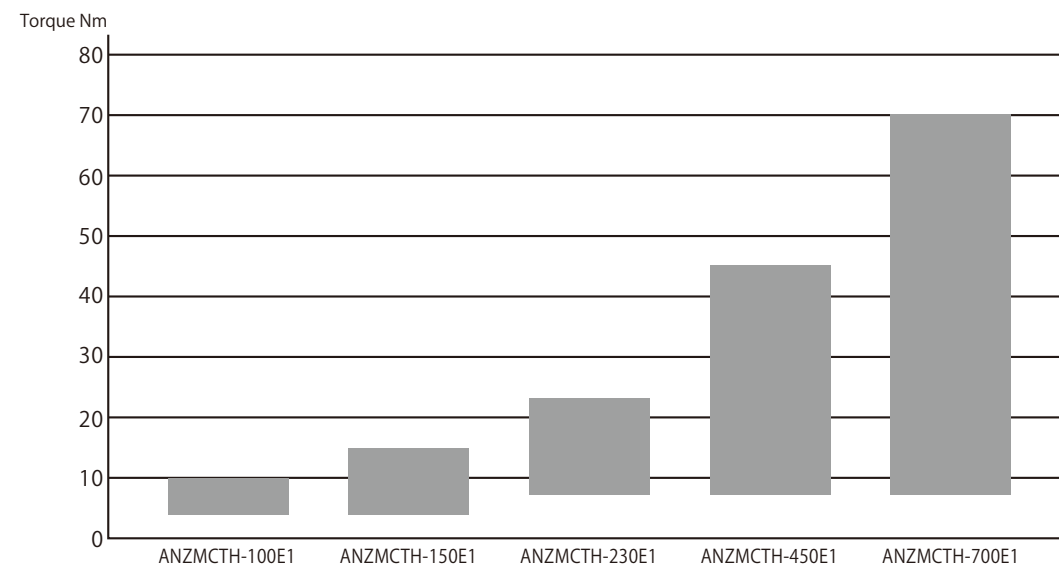
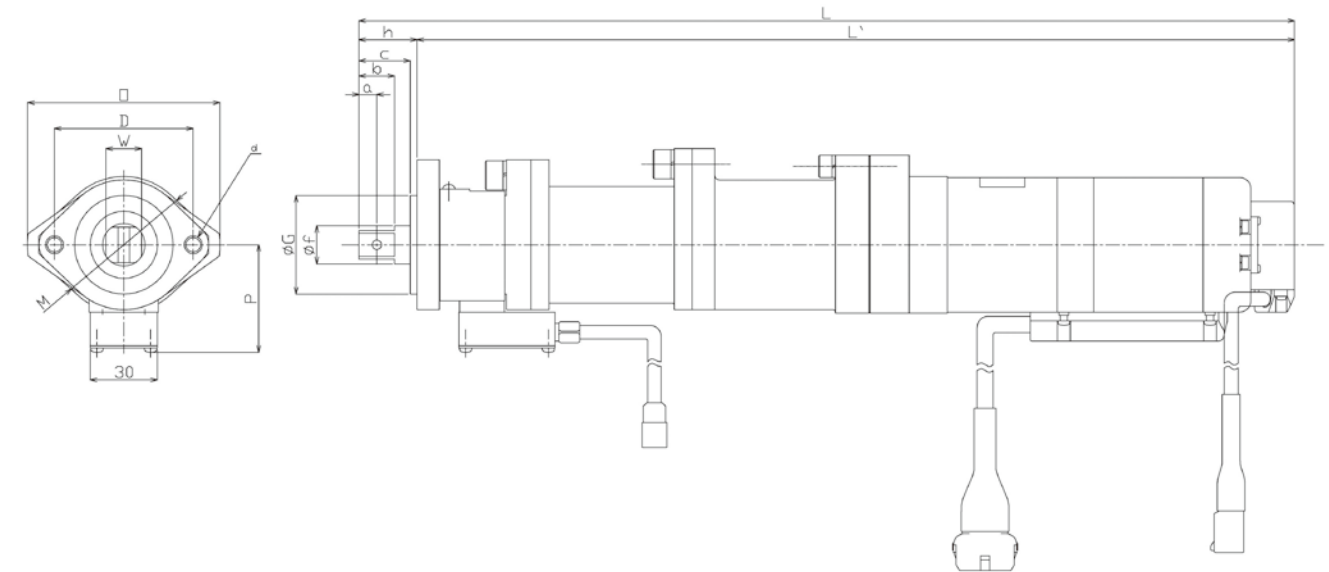


Nut runner model	a	b	c	D	d	e	f	G		L	L'	h	M	O	P	Y	W
								Reference dimension	Tolerance								
ANZMKH-400	8	16	23	62	2-M8	4.2	17	44	-0.025 -0.050	421.2	395.2	26	61	86	57	30	12.7
ANZMKH-700	8	16	23	62	2-M8	4.2	17	44	-0.025 -0.050	484.2	458.2	26	61	86	57	30	12.7

Specification/Dimension Table

■ Small torque sensor amplifier built-in small clutch and high speed seated high speed straight type

Model	Max torque [N·m]	Maximum rotational speed [rpm]	Weight [kg]	Drive power supply (AC200V) Supply current capacity Rated value [A rms]	Torque sensor model	Seated response speed(criterion) [rpm]	Crosspounding controller
ANZMCTH-100E1	10	1670	2.0	1.2	AZMC-350	800	GSK-14(T4)-E1-N2 GSKW-14(T4)-E1-N2
ANZMCTH-150E1	15	815	2.3	1.2	AZMC-350	800	
ANZMCTH-230E1	23	1770	4.0	2.3	AZMC-850	800	
ANZMCTH-450E1	45	1770	5.0	4.5	AZMC-850	800	GSK-15(T5)-E1-N2 GSKW-15(T5)-E1-N2
ANZMCTH-700E1	70	925	5.5	4.5	AZMC-850	800	

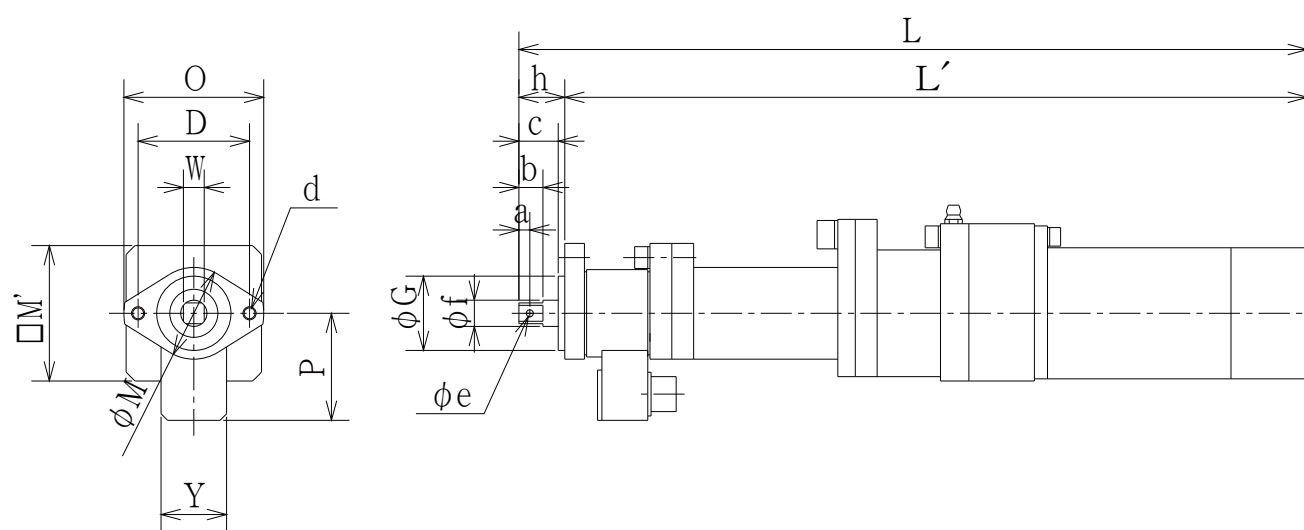


Nut runner model	a	b	c	D	d	e	f	G		L	L'	h	M	O	P	W
								Reference dimension	Tolerance							
ANZMCTH-100E1	5	11	18	51	2-M6	3.2	12	34	-0.025 -0.050	310.6	289.6	21	42	64	40	9.52
ANZMCTH-150E1	5	11	18	51	2-M6	3.2	12	34	-0.025 -0.050	331.6	310.6	21	42	64	40	9.52
ANZMCTH-230E1	8	16	23	62	2-M8	4.2	17	44	-0.025 -0.050	314.9	288.9	26	61	80	48	12.7
ANZMCTH-450E1	8	16	23	62	2-M8	4.2	17	44	-0.025 -0.050	380.2	354.2	26	61	80	48	12.7
ANZMCTH-700E1	8	16	23	62	2-M8	4.2	17	44	-0.025 -0.050	418.2	392.2	26	61	86	48	12.7

Specification/Dimension Table (Special nut runner series)

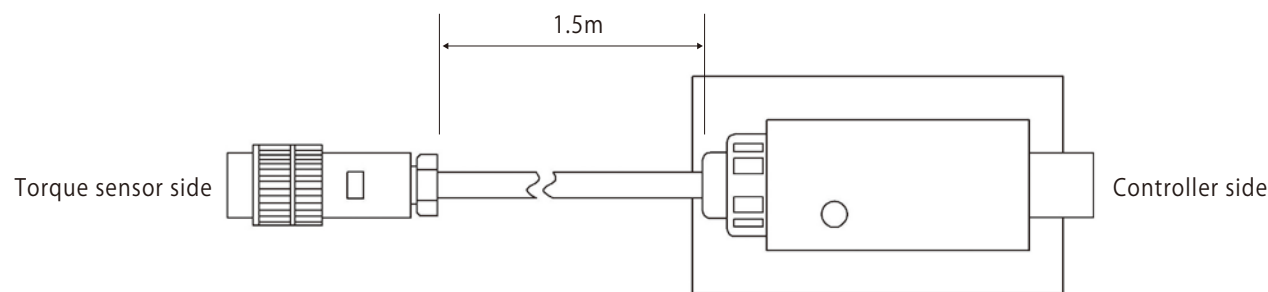
■ Built-in ball clutch High speed seated high speed straight type
Amplifier box separate type

Model	Max torque [N·m]	Maximum rotational speed [rpm]	Weight [kg]	Drive power supply (AC200V) Supply current capacity Rated value [A rms]	Torque sensor model	Seated response speed(criterion) [rpm]	Crossponding controller
ANCKHM-200	20	1500	3.9	3	ATM-350	800	GSK-14(T4)-E1-N2 GSKW-14(T4)-E1-N2
ANCKHM-500	50	1050	7.2	7.2	ATM-850	800	GSK-15(T5)-E1-N2 GSKW-15(T5)-E1-N2



Nut runner model	a	b	c	D	d	e	f	G		L	L'	h	M	M'	O	P	Y	W
								Reference dimension	Tolerance									
ANCKHM-200	5	11	18	51	2-M6	3.2	12	34	-0.025 -0.050	361	340	21	42	62	86	49	30	9.52
ANCKHM-500	8	16	23	62	2-M8	4.2	17	44	-0.025 -0.050	442	416	26	58	80	86	57	30	12.7

■ Separate amplifier box



Model	Separate amplifie box modelr
ANCKHM-200	TAMC7-1.5
ANCKHM-500	

■ ANCKHM exclusive motor cable

【Model list】

Nut runner model	Cable type	Model	Crossponding controller
ANCKHM-200	Direct cable	GSM500WD4G-□M	GSK-14(T4)-E1-N2 GSKW-14(T4)-E1-N2
	Relay movable cable	GSM500CMWD4G-□M	
	Relay fixed cable	GSM500WD4G-□M	
ANCKHM-500	Direct cable	GSM1500WD4G-□M	GSK-15(T5)-E1-N2 GSKW-15(T5)-E1-N2
	Relay movable cable	GSM1500CMWD4G-□M	
	Relay fixed cable	GSM1500WD4G-□M	

Cable length

3M : 3m	7M : 7m	10M : 10m	15M : 15m	20M : 20m
---------	---------	-----------	-----------	-----------

※1 Please fill in the length of cable in part□.
※2 Other than the above length is a custom item.

■ ANCKHM exclusive encoder sensor cable

【Model list】

Cable type	Model
Direct cable	ETD16G-□M
Relay movable cable	ETCM16G-□M
Relay fixed cable	ETC16G-□M

Cable length

3M : 3m	7M : 7m	10M : 10m	15M : 15m	20M : 20m
---------	---------	-----------	-----------	-----------

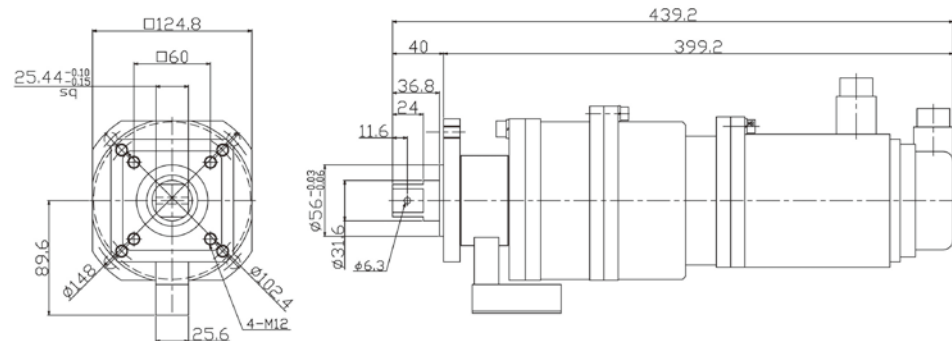
※1 Please fill in the length of cable in part□.
※2 Other than the above length is a custom item.

Specification/Dimension Table (Special nut runner series)

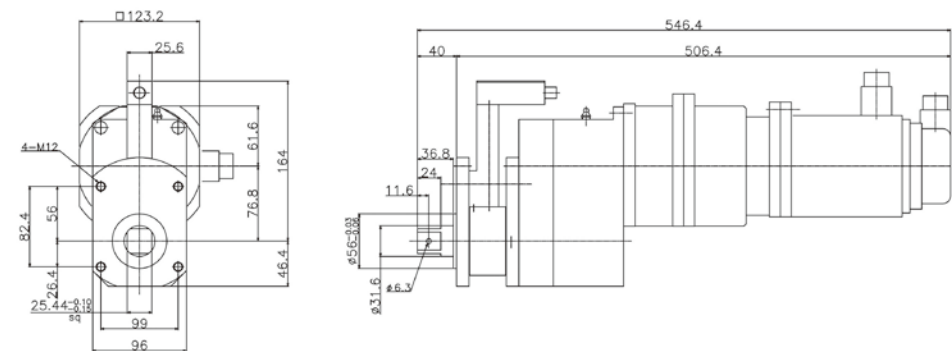
High torque nut runner

Model	Max torque [N·m]	Maximum rotational speed [rpm]	Weight [kg]	Drive power supply (AC200V) Supply current capacity Rated value [A rms]	Torque sensor model	Crosspounding controller
ANZM-15000	1470	80	35.5	27	AZM-15000	GSK-17(T7)-E-N2
ANZM-15000SFFT	1372		70		ZFT-15000	
ANZM-28000SFFT	2600	38	120		ZFT-22000	

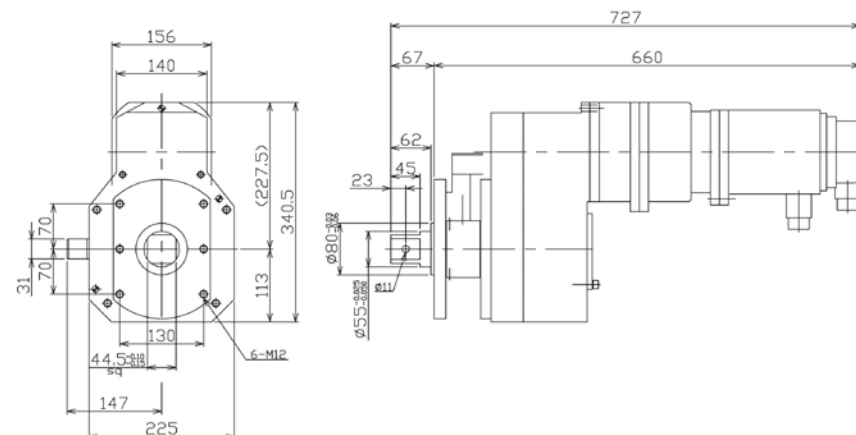
ANZM-15000 Dimensional drawing



ANZM-15000SFFT Dimensional drawing



ANZM-28000SFFT Dimensional drawing



High torque nut runner exclusive motor cable

【Model list】

Cable type	Model
Direct cable	8M150D-4R-□M
Relay fixed cable	8M150T-4A-□M
Relay movable cable	8M150T-4R-□M

Cable length

3M : 3m	7M : 7m	10M : 10m	15M : 15m	20M : 20m
---------	---------	-----------	-----------	-----------

- ※1 Please fill in the length of cable in part□.
- ※2 Other than the above length is a custom item.

High torque nut runner exclusive encoder sensor cable

【Model list】

Cable type	Model
Direct cable	8ESD-150R-□M
Relay fixed cable	8EST-150A-□M
Relay movable cable	8EST-150R-□M

Cable length

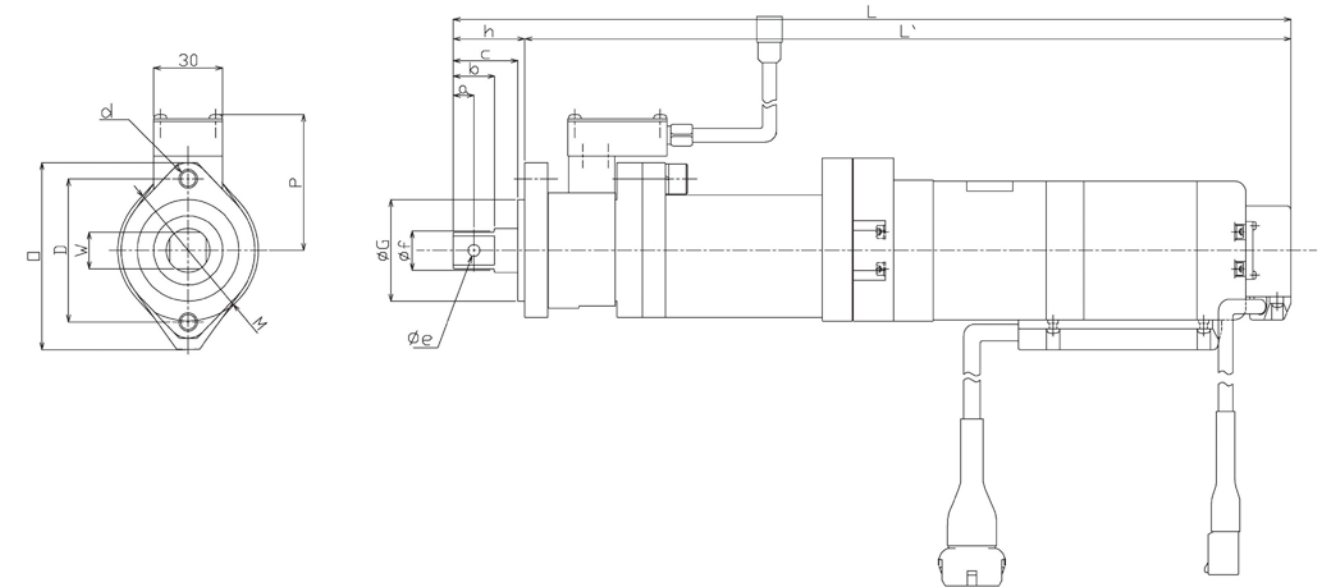
3M : 3m	7M : 7m	10M : 10m	15M : 15m	20M : 20m
---------	---------	-----------	-----------	-----------

- ※1 Please fill in the length of cable in part□.
- ※2 Other than the above length is a custom item.

Specification/Dimension Table (Special nut runner series)

■ Changing mounting angle of amplifier case of small torque sensor Encoder specification

Model	Max torque [N·m]	Maximum rotational speed [rpm]	Weight [kg]	Drive power supply (AC200V) Supply current capacity Rated value [A rms]	Crosspounding controller
ANZMC-250KS	20	310	1.6	0.6	GSK-14(T4)-E-N2 GSKW-14(T4)-E-N2
ANZMC-350KS	30	430	2.2	1.2	

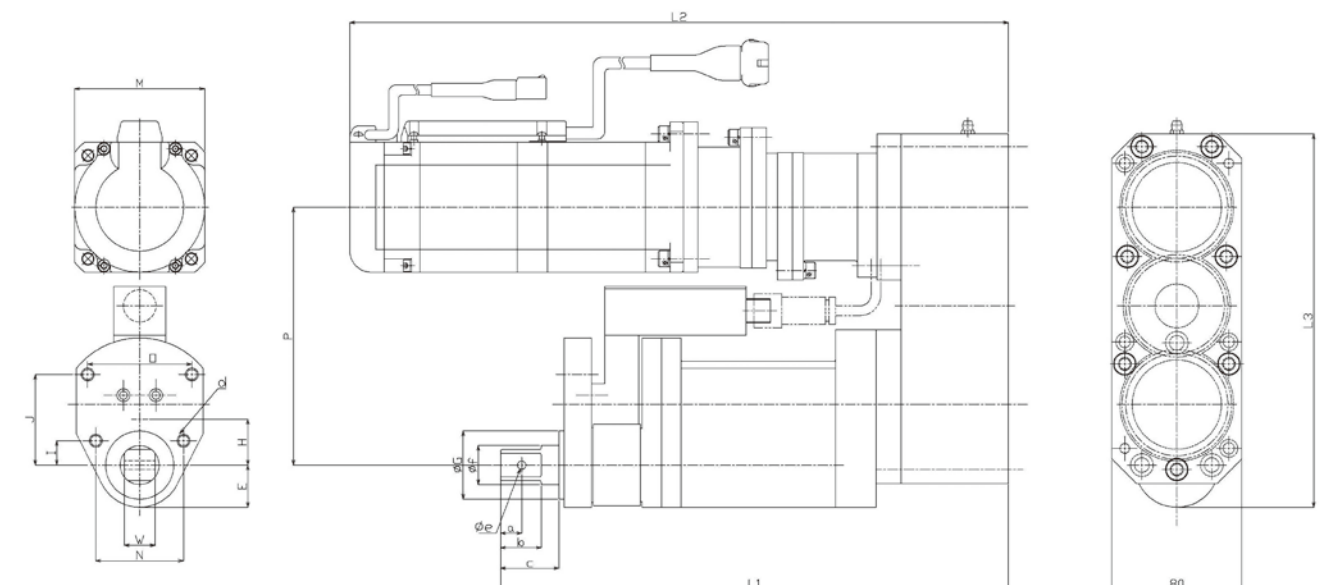


Nut runner model	a	b	c	D	d	e	f	G		L	L'	h	M	O	P	W
								Reference dimension	Tolerance							
ANZMC-250KS	5	11	18	51	2-M6	3.2	12	34	-0.025 -0.050	231.9	210.9	21	42	64	51	9.52
ANZMC-350KS	8	16	23	51	2-M6	4.2	17	34	-0.025 -0.050	285.1	259.1	26	42	64	51	12.7

■ Turning offset type

Model	Max torque [N·m]	Maximum rotational speed [rpm]	Weight [kg]	Drive power supply (AC200V) Supply current capacity Rated value [A rms]	Crosspounding controller
ANZM-3000SFFT-U	300	235	-	8.5	GSK-15(T5)-E-N2 GSKW-15(T5)-E-N2

※Custom items



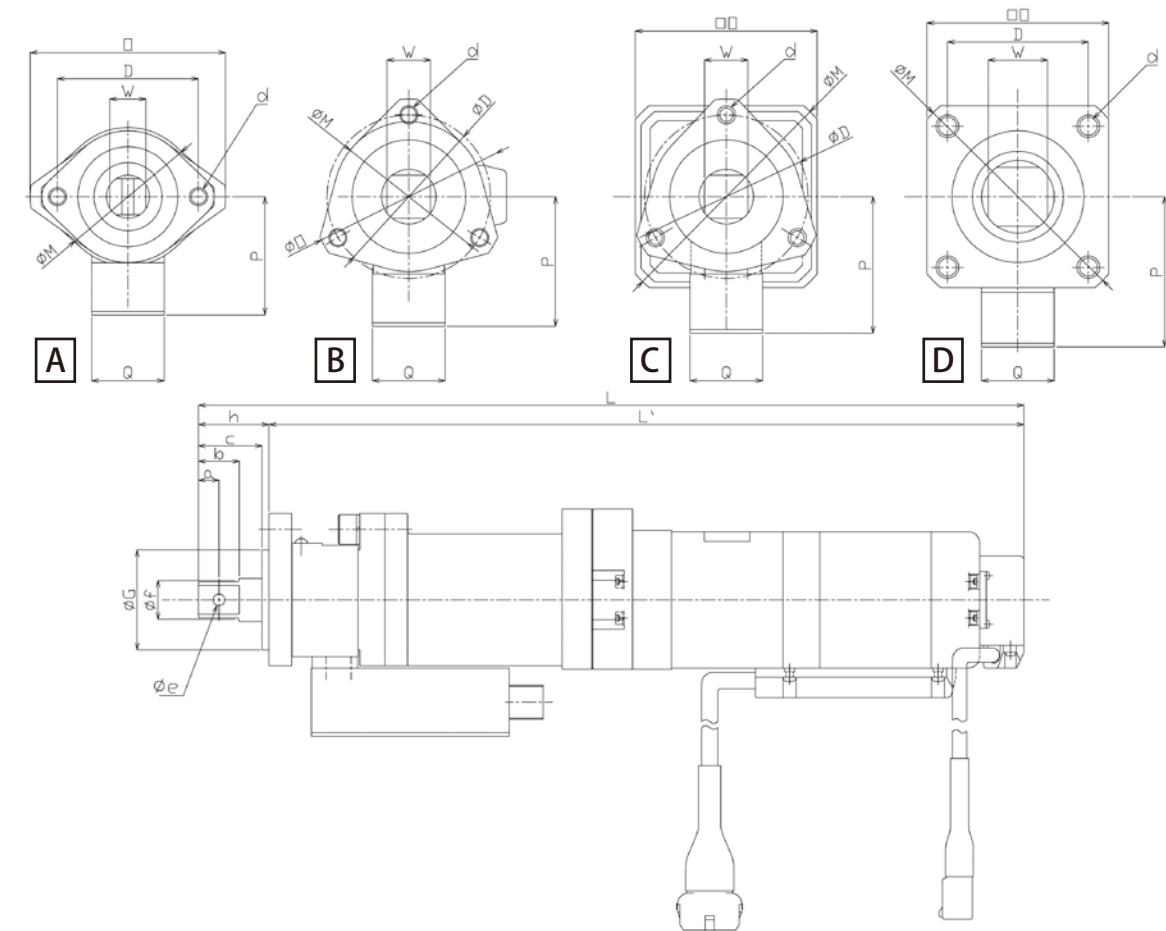
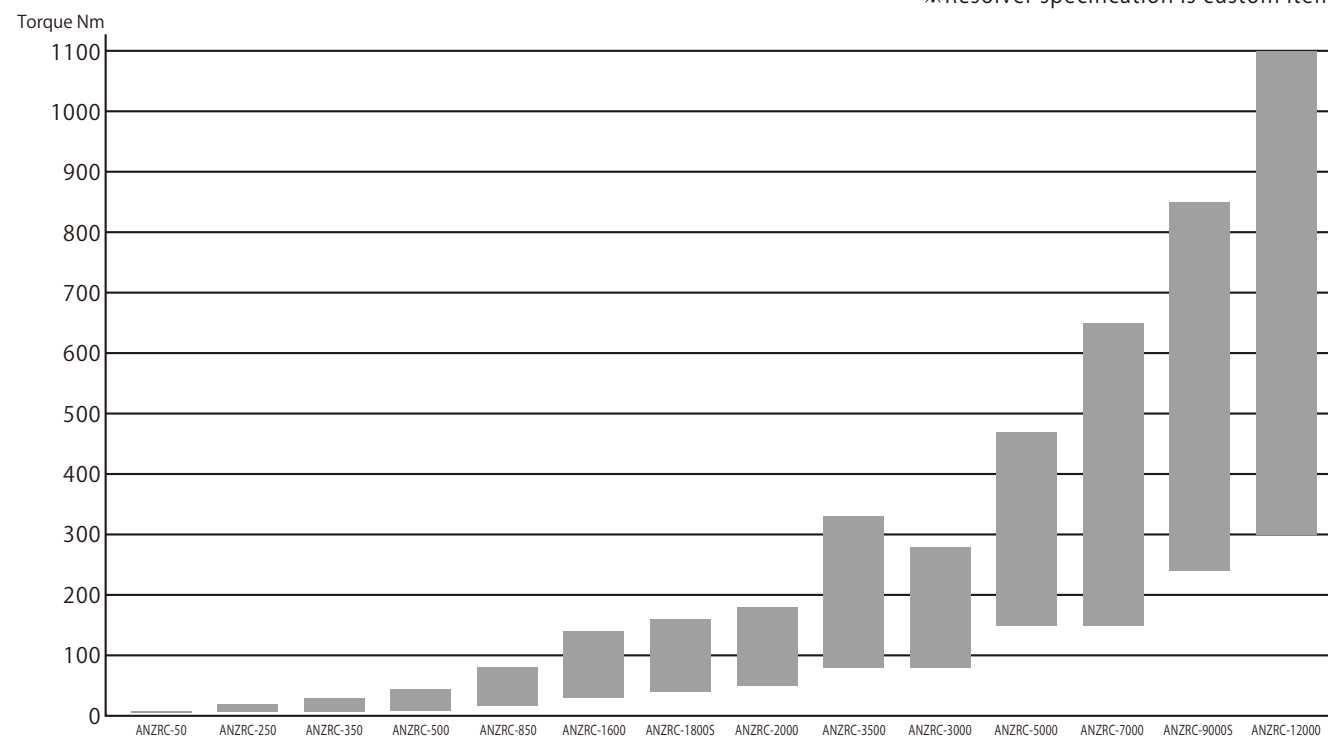
Nut runner model	a	b	c	d	e	f	G		H	I	J	L1	L2	L3	M	O	P	W
							Reference dimension	Tolerance										
ANZM-3000 SFFT-U	13	25	39	4-M8	5.2	24	42	-0.025 -0.050	37.27	15	55.77	312.5	405.3	230	□80	64	121.5	19.05

Specification/Dimension Table

Small torque sensor amplifier straight type

Model	Max torque [N·m]	Maximum rotational speed [rpm]	Weight [kg]	Drive power supply (AC200V) Supply current capacity Rated value [A rms]	Torque sensor model	Crosspounding controller
ANZRC-50	4.5	1700	1.0	0.6	AZMC-100	GSK-14(T4)-R-N2 GSKW-14(T4)-R-N2
ANZRC-250	20	310	1.6	0.6	AZMC-350	
ANZRC-350	30	430	2.2	1.2	AZMC-350	
ANZRC-500	45	310	2.2	1.2	AZMC-500	
ANZRC-850	80	420	3.9	2.3	AZMC-850	
ANZRC-1600	140	420	5.0	4.5	AZMC-1500	GSK-15(T5)-R-N2 GSKW-15(T5)-R-N2
ANZRC-1800S	160	420	5.0	4.5	AZMC-2000	
ANZRC-2000	180	290	5.8	4.5	AZMC-2500	
ANZRC-3500	330	200	10.0	4.5	AZMC-4000	
ANZRC-3000	280	235	9.0	8.5	AZMC-4000	
ANZRC-5000	470	250	10.5	8.5	AZMC-7500	GSK-17(T7)-R-N2
ANZRC-7000	650	175	10.5	8.5	AZMC-7500	
ANZRC-9000S	850	130	13.9	8.5	AZMC-12000S	
ANZRC-12000	1100	85	18.5	8.5	AZM-15001	

※Resolver specification is custom items.



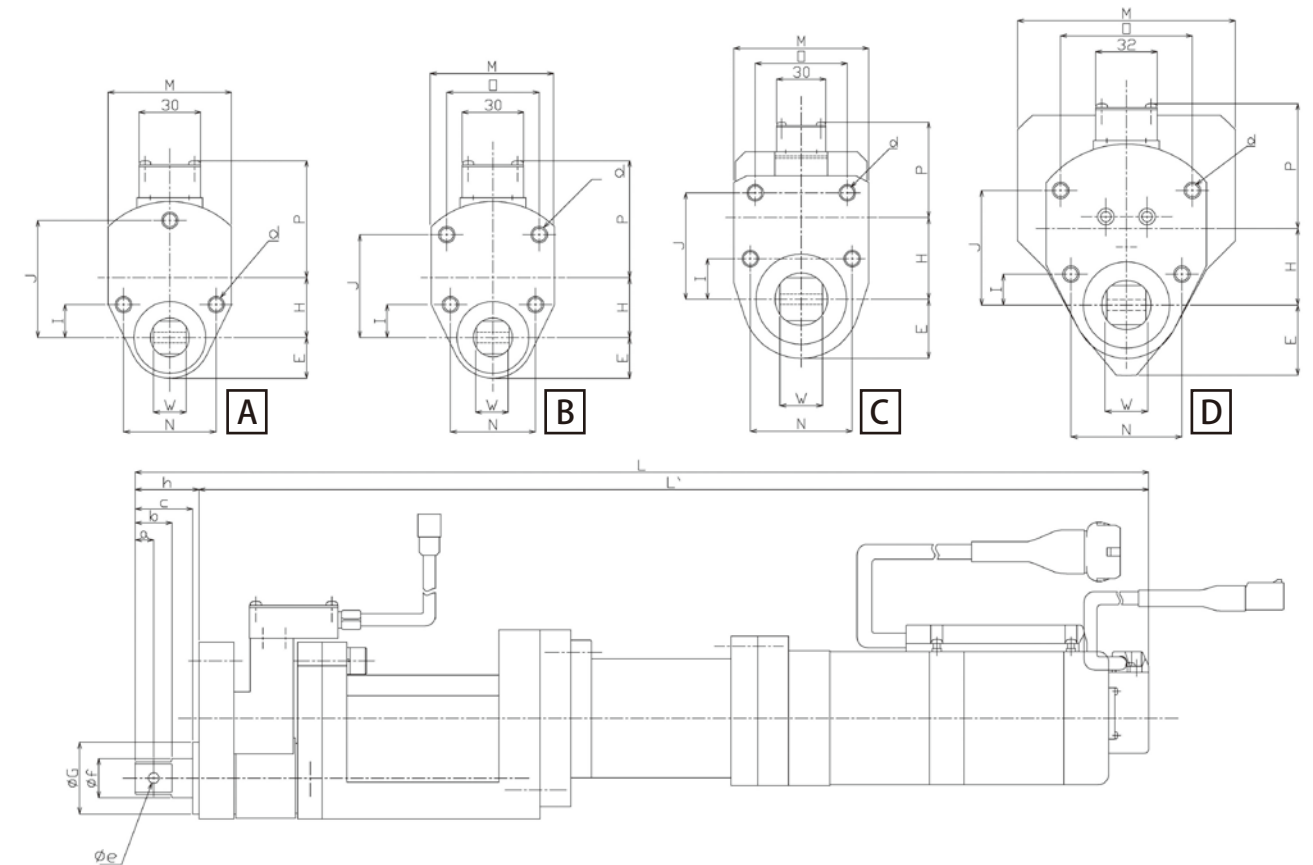
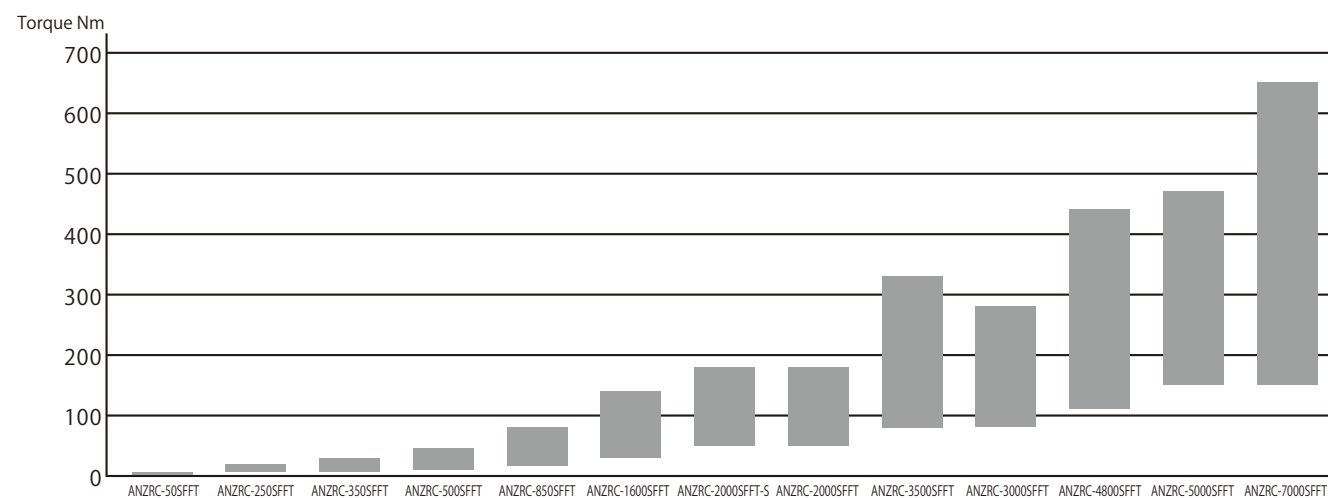
Nut runner model	Shape	a	b	c	D	d	e	f	G		L	L'	h	M	O	P	Q	W
									Reference dimension	Tolerance								
ANZRC-50	A	5	11	18	51	2-M6	3.2	12	34	-0.025 -0.050	201.4	180.4	21	42	64	40	30	9.52
ANZRC-250	A	5	11	18	51	2-M6	3.2	12	34	-0.025 -0.050	231.9	210.9	21	42	64	40	30	9.52
ANZRC-350	A	8	16	23	51	2-M6	4.2	17	34	-0.025 -0.050	285.1	259.1	26	42	64	40	30	12.7
ANZRC-500	A	8	16	23	51	2-M8	4.2	17	34	-0.025 -0.050	285.1	259.1	26	42	66	40	30	12.7
ANZRC-850	A	9	18	28	62	2-M8	5.2	19	44	-0.025 -0.050	297.9	266.9	31	61	80	48	30	15.87
ANZRC-1600	A	9	18	28	62	2-M8	5.2	19	44	-0.025 -0.050	363.2	332.2	31	61	80	48	30	15.87
ANZRC-1800S	A	9	18	28	62	2-M10	5.2	19	44	-0.025 -0.050	363.2	332.2	31	61	80	48	30	15.87
ANZRC-2000	B	13	25	36	φ68	3-M8	5.2	24	50	-0.03 -0.05	412.2	373.2	39	61	82	52	30	19.05
ANZRC-3500	B	13	25	36	φ72	3-M8	5.2	24	50	-0.03 -0.05	417.2	378.2	39	66	86	52	30	19.05
ANZRC-3000	C	13	25	36	φ72	3-M8	5.2	24	50	-0.03 -0.05	418.3	379.3	39	105	80	52	30	19.05
ANZRC-5000	D	14.5	30	44	62	4-M10	6.3	32	58	-0.03 -0.05	502.3	454.3	48	105	80	60	30	25.4
ANZRC-7000	D	14.5	30	44	62	4-M10	6.3	32	58	-0.03 -0.05	502.3	454.3	48	105	80	60	30	25.4
ANZRC-9000S	D	14.5	30	44	62	4-M10	6.3	32	58	-0.03 -0.05	494.3	446.3	48	105	80	60	30	25.4
ANZRC-12000	D	14.5	30	46	75	4-M12	6.3	39.5	70	-0.03 -0.05	533.3	483.3	50	128	97	82	30	31.75

Specification/Dimension Table

Small torque sensor amplifier offset type

Model	Max torque [N·m]	Maximum rotational speed [rpm]	Weight [kg]	Drive power supply (AC200V) Supply current capacity Rated value [A rms]	Torque sensor model	Crosspounding controller
ANZRC-50SFFT	4.5	1700	1.8	0.6	ZFTC-50	GSK-14(T4)-R-N2 GSKW-14(T4)-R-N2
ANZRC-250SFFT	20	310	2.5	0.6	ZFTC-351	
ANZRC-350SFFT	30	430	2.8	1.2	ZFTC-350	
ANZRC-500SFFT	45	310	2.8	1.2	ZFTC-500	
ANZRC-850SFFT	80	420	7.8	2.3	ZFTC-850	
ANZRC-1600SFFT	140	420	8.0	4.5	ZFTC-1500	GSK-15(T5)-R-N2 GSKW-15(T5)-E-N2
ANZRC-2000SFFT-S	180	290	9.7	4.5	ZFTSC-2500	
ANZRC-2000SFFT	180	290	9.8	4.5	ZFTC-2500	
ANZRC-3500SFFT	330	200	12.5	4.5	ZFTC-4000	
ANZRC-3000SFFT	280	235	14.7	8.5	ZFTC-4000	
ANZRC-4800SFFT	440	253	15.0	8.5	ZFTC-5500	GSK-17(T7)-R-N2
ANZRC-5000SFFT	470	250	23	8.5	ZFTC-7500	
ANZRC-7000SFFT	650	175	23	8.5	ZFTC-7500	

※Resolver specification is custom items.



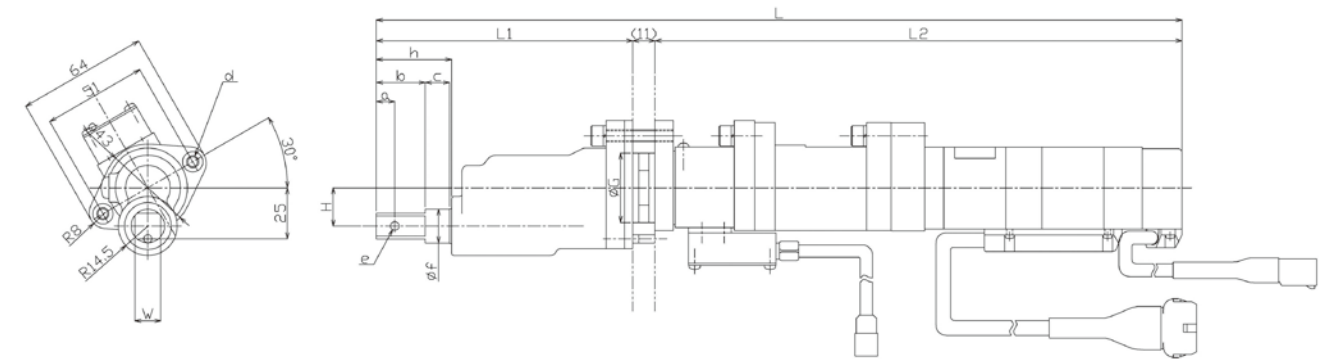
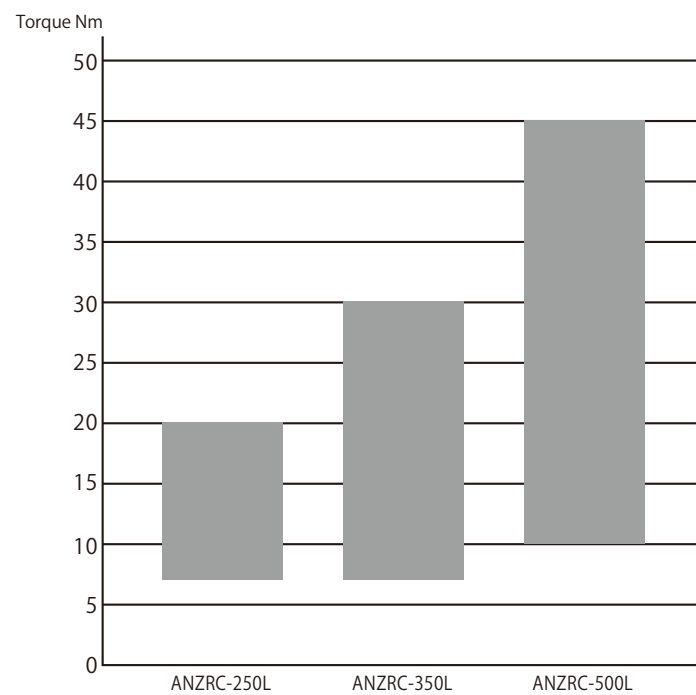
Nut runner model	Shape	a	b	c	l	J	N	d	O	e	f	G		L	L'	P	h	M	E	H	W
												Reference dimension	Tolerance								
ANZRC-50SFFT	A	5	11	19	11	44.5	33	3-M6	-	3.2	12	30	-0.02 -0.04	261.4	239.4	53.5	22	44	15	22	9.52
ANZRC-250SFFT	A	5	11	19	12	44.5	38	3-M6	-	3.2	12	28	-0.02 -0.04	312.5	290.5	48.5	22	50	15	22.5	9.52
ANZRC-350SFFT	A	8	16	23	12	44.5	38	3-M6	-	4.2	17	30	-0.02 -0.04	364.7	338.7	49.5	26	50	15	22.5	12.7
ANZRC-500SFFT	A	8	16	23	13.5	49.5	42	3-M6	-	4.2	17	30	-0.02 -0.04	376.7	350.7	49.5	26	54	17.5	25.5	12.7
ANZRC-850SFFT	A	9	18	28	16	57	45	3-M8	-	5.2	19	35	-0.025 -0.050	427.9	396.9	56.85	31	60	19.85	29.15	15.87
ANZRC-1600SFFT	A	9	18	28	16	57	45	3-M8	-	5.2	19	35	-0.025 -0.050	493.2	462.2	56.85	31	60	19.85	29.15	15.87
ANZRC-2000SFFT-S	A	9	18	28	16	57	45	3-M8	-	5.2	19	35	-0.025 -0.050	530.2	499.2	56.85	31	60	19.85	29.15	15.87
ANZRC-2000SFFT	B	13	25	36	15	55.8	54	4-M8	64	5.2	24	42	-0.025 -0.050	539.7	500.7	60.73	39	78	26	37.27	19.05
ANZRC-3500SFFT	B	13	25	36	15	55.8	54	4-M8	64	5.2	24	42	-0.025 -0.050	569.7	530.7	70.73	39	78	26	37.27	19.05
ANZRC-3000SFFT	C	13	25	36	15	55.8	54	4-M8	64	5.2	24	42	-0.025 -0.050	570.8	531.8	70.73	39	78	26	37.27	19.05
ANZRC-4800SFFT	D	13	25	36	15	55.8	54	4-M8	64	5.2	24	42	-0.025 -0.050	637.8	598.8	60.73	39	106	26	37.27	19.05
ANZRC-5000SFFT	C	14.5	30	44	48	64.7	62	4-M10	56	6.3	32	55	-0.025 -0.050	665.3	617.3	56	48	82	36	49.7	25.4
ANZRC-7000SFFT	C	14.5	30	44	48	64.7	62	4-M10	56	6.3	32	55	-0.025 -0.050	665.3	617.3	56	48	82	36	49.7	25.4

Specification/Dimension Table

■ Small torque sensor amplifier external offset type

Model	Max torque [N·m]	Maximum rotational speed [rpm]	Weight [kg]	Drive power supply (AC200V) Supply current capacity Rated value [A rms]	Torque sensor model	Crossponding controller
ANZRC-250L	20	310	1.8	0.6	AZMC-350	GSK-14(T4)-R-N2 GSKW-14(T4)-R-N2
ANZRC-350L	30	430	3.5	1.2	AZMC-350	
ANZRC-500L	45	310	3.5	1.2	AZMC-500	

※Resolver specification is custom items.



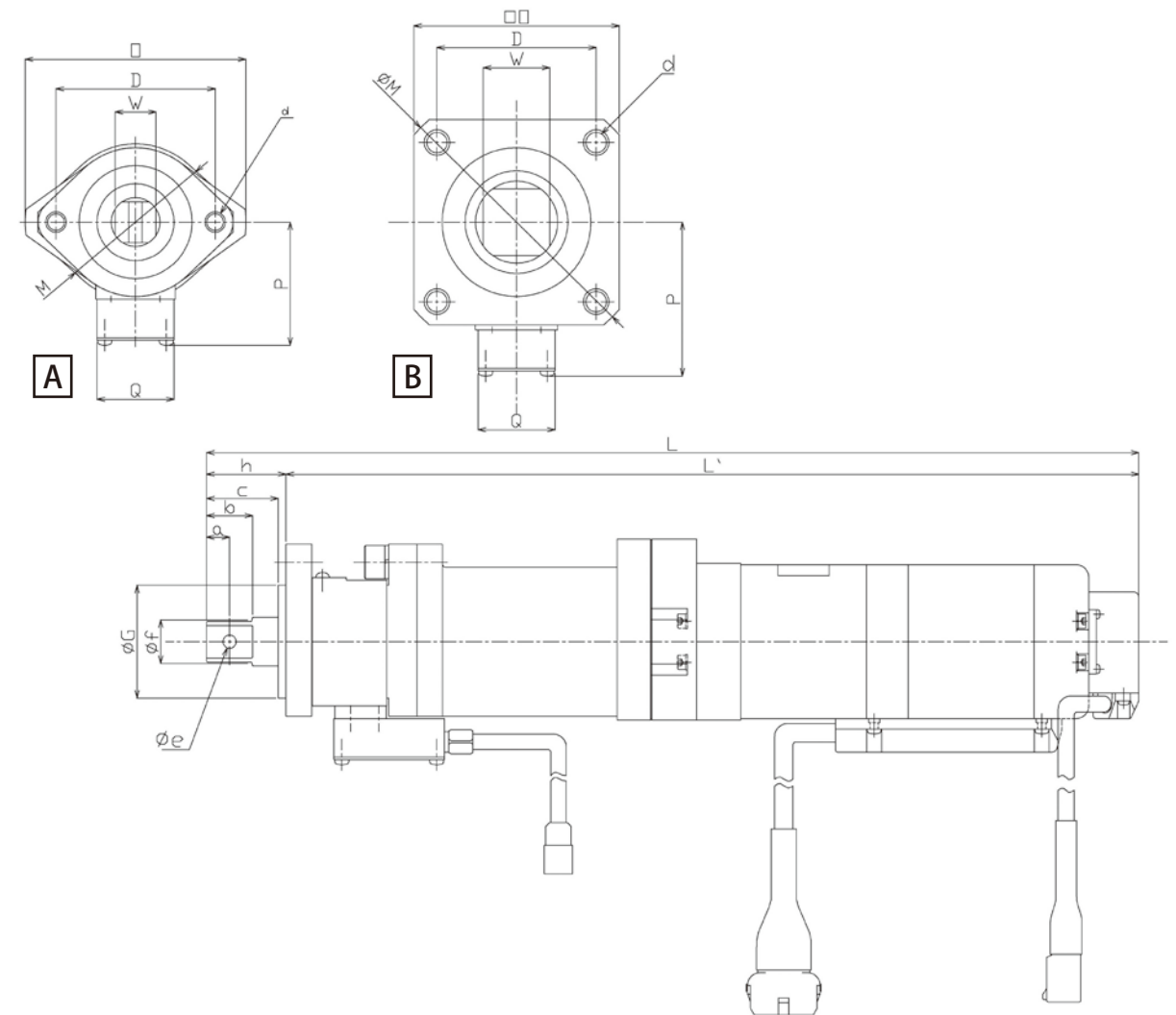
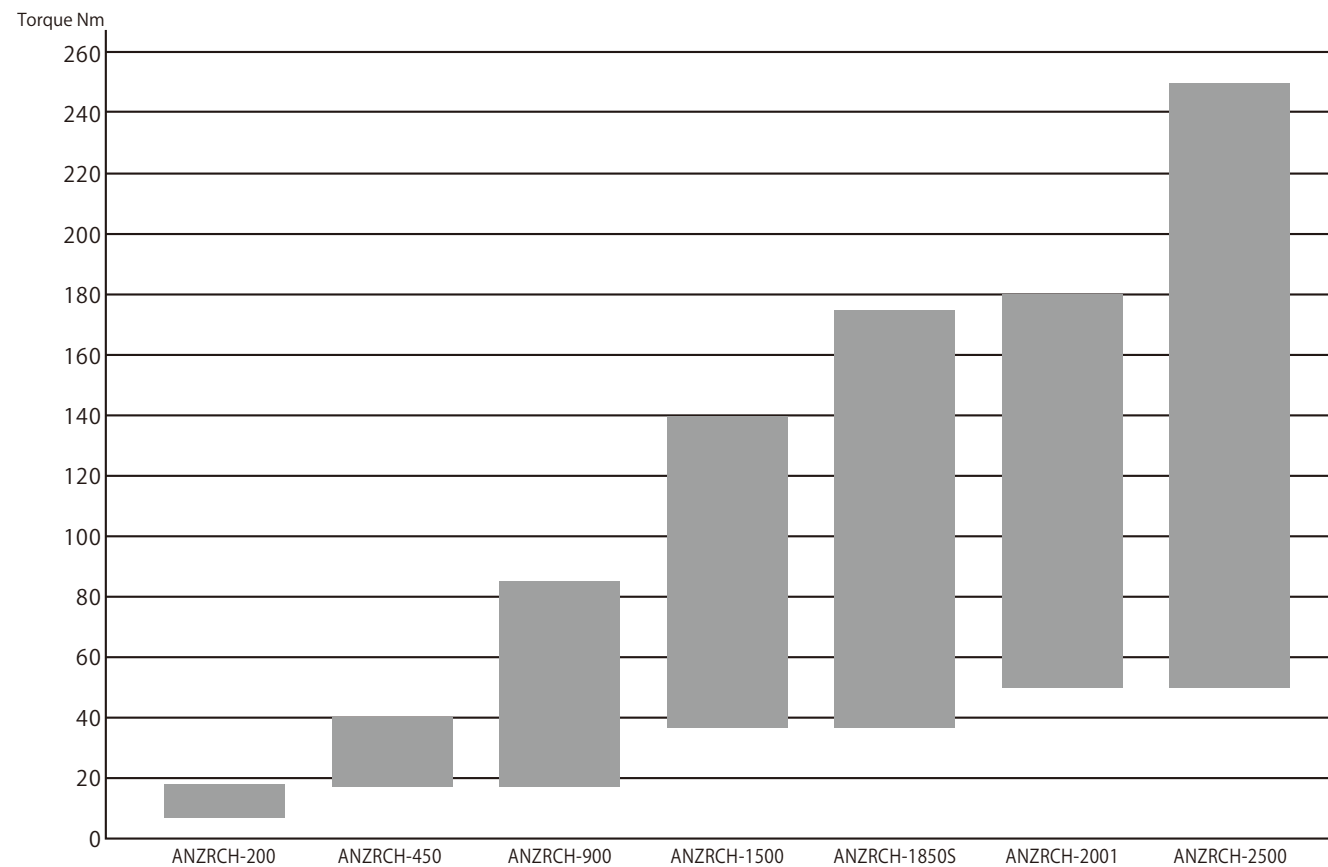
Nut runner model	a	b	c	d	e	f	G		L	L1	L2	h	H	W
							Reference dimension	Tolerance						
ANZRC-250L	7.5	21	11	2-M6	3.2	11.5	34	-0.025 -0.050	335.5	117	208	33	18.8	9.52
ANZRC-350L	9	24	12	2-M6	4.2	16.5	34	-0.025 -0.050	392.7	126	256	37	18.8	12.7
ANZRC-500L	9	24	12	2-M8	4.2	16.5	34	-0.025 -0.050	392.7	126	256	37	18.8	12.7

Specification/Dimension Table

■ Small torque sensor amplifier high speed straight type

Model	Max torque [N·m]	Maximum rotational speed [rpm]	Weight [kg]	Drive power supply (AC200V) Supply current capacity Rated value [A rms]	Torque sensor model	Crosspounding controller
ANZRCH-200	18	830	1.6	1.2	AZMC-350	GSK-14(T4)-R-N2 GSKW-14(T4)-R-N2
ANZRCH-450	40	840	3.4	2.3	AZMC-850	
ANZRCH-900	85	840	4.5	4.5	AZMC-1500	GSK-15(T5)-R-N2 GSKW-15(T5)-R-N2
ANZRCH-1500	140	850	8.5	8.5	AZMC-1500	
ANZRCH-1850S	175	740	9.3	8.5	AZMC-1850	GSK-17(T7)-R-N2
ANZRCH-2001	180	740	9.0	8.5	AZMC-2502	
ANZRCH-2500	250	546	11.0	8.5	AZMC-2501	

※Resolver specification is custom items.



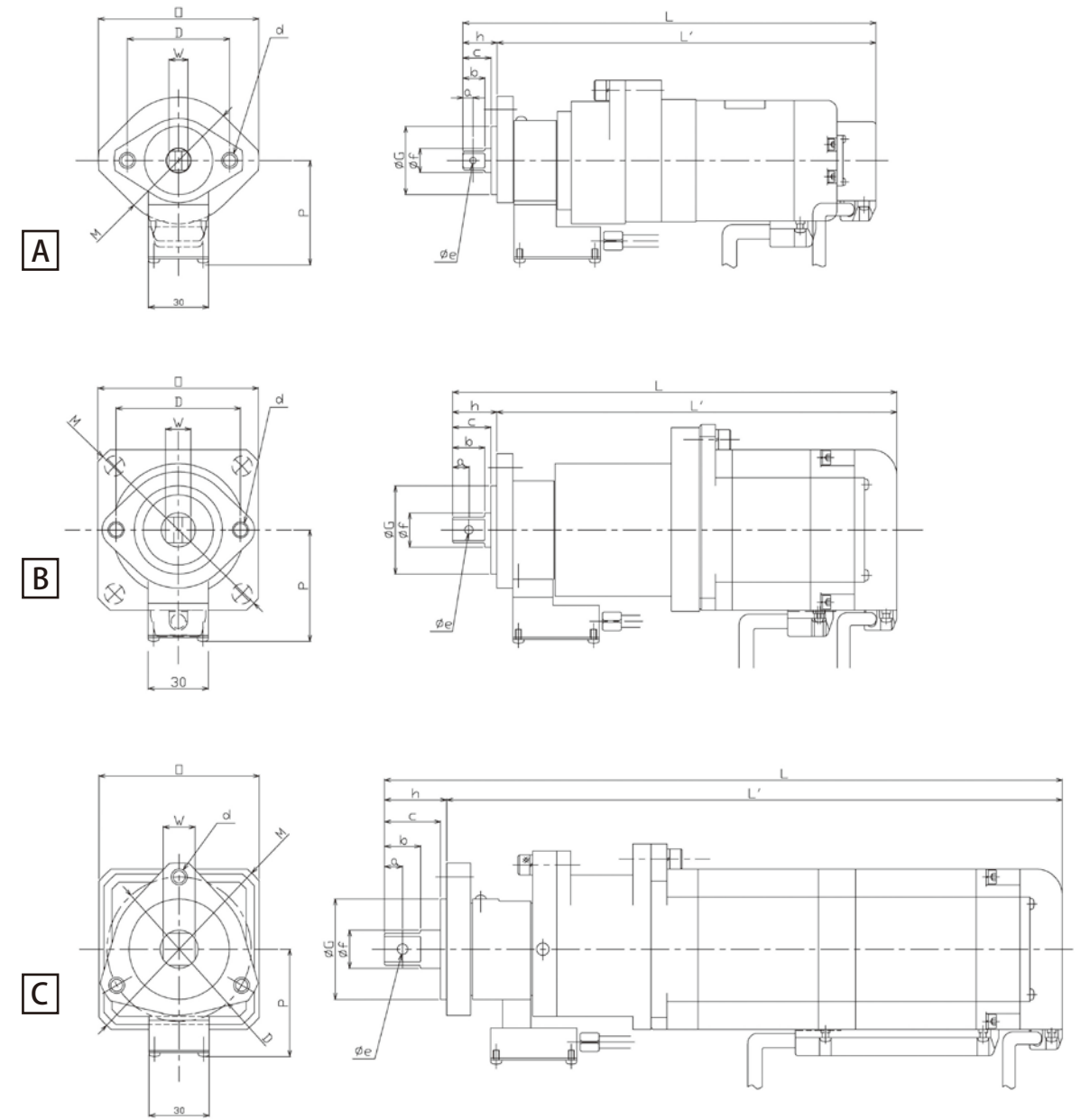
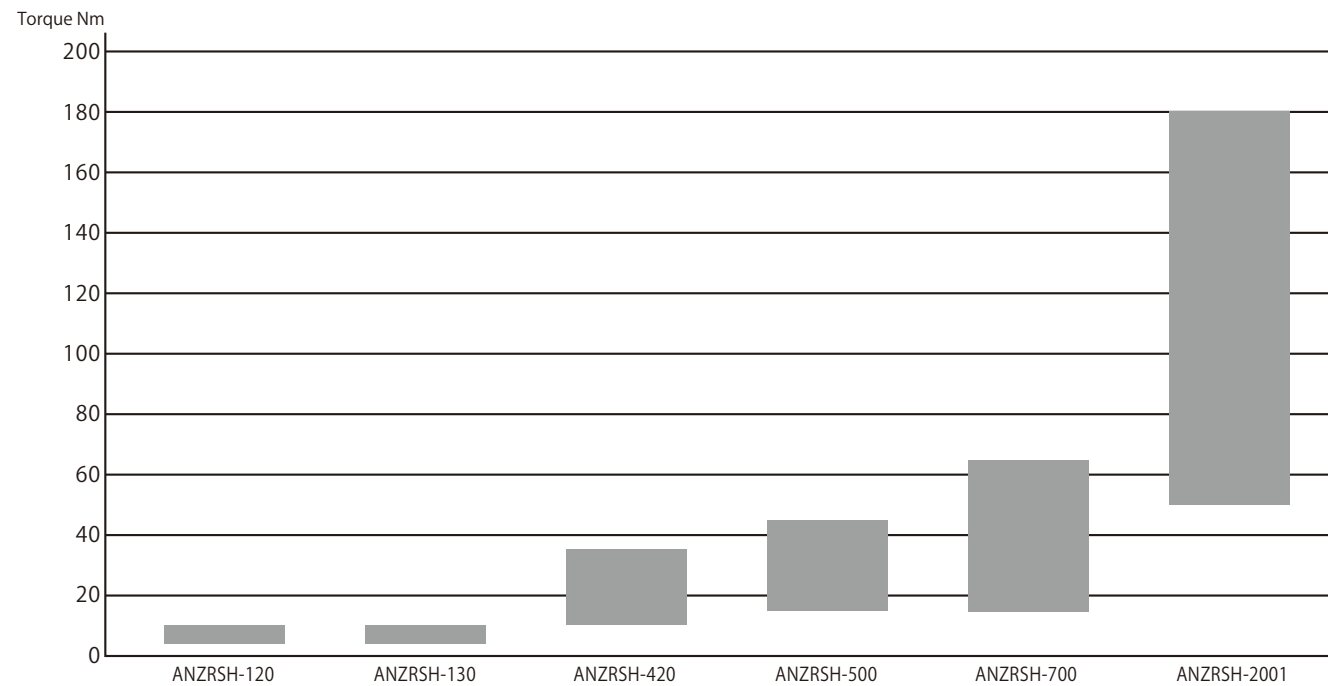
Nut runner model	Shape	a	b	c	D	d	e	f	G		L	L'	h	M	O	P	Q	W
									Reference dimension	Tolerance								Reference dimension
ANZRCH-200	A	5	11	18	51	2-M6	3.2	12	34	-0.025 -0.050	280.1	259.1	21	42	64	40	30	9.52
ANZRCH-450	A	8	16	23	62	2-M8	4.2	17	44	-0.025 -0.050	292.9	266.9	26	61	80	48	30	12.7
ANZRCH-900	A	9	18	28	62	2-M8	5.2	19	44	-0.025 -0.050	363.2	332.2	31	61	80	48	30	15.87
ANZRCH-1500	C	9	18	28	72	3-M8	5.2	19	50	-0.025 -0.050	415.3	384.3	31	105	80	60	30	15.87
ANZRCH-1850S	D	9	18	28	62	4-M10	5.2	19	58	-0.030 -0.060	399.3	367.3	32	105	80	60	30	15.87
ANZRCH-2001	D	9	18	28	62	4-M10	5.2	19	58	-0.030 -0.060	399.3	367.3	32	105	80	60	30	15.87
ANZRCH-2500	D	12	25	35	62	4-M10	5.2	24	58	-0.030 -0.060	407.6	368.6	39	105	80	60	30	19.05

Specification/Dimension Table

■ Built-in small torque sensor amplifier short high speed straight type

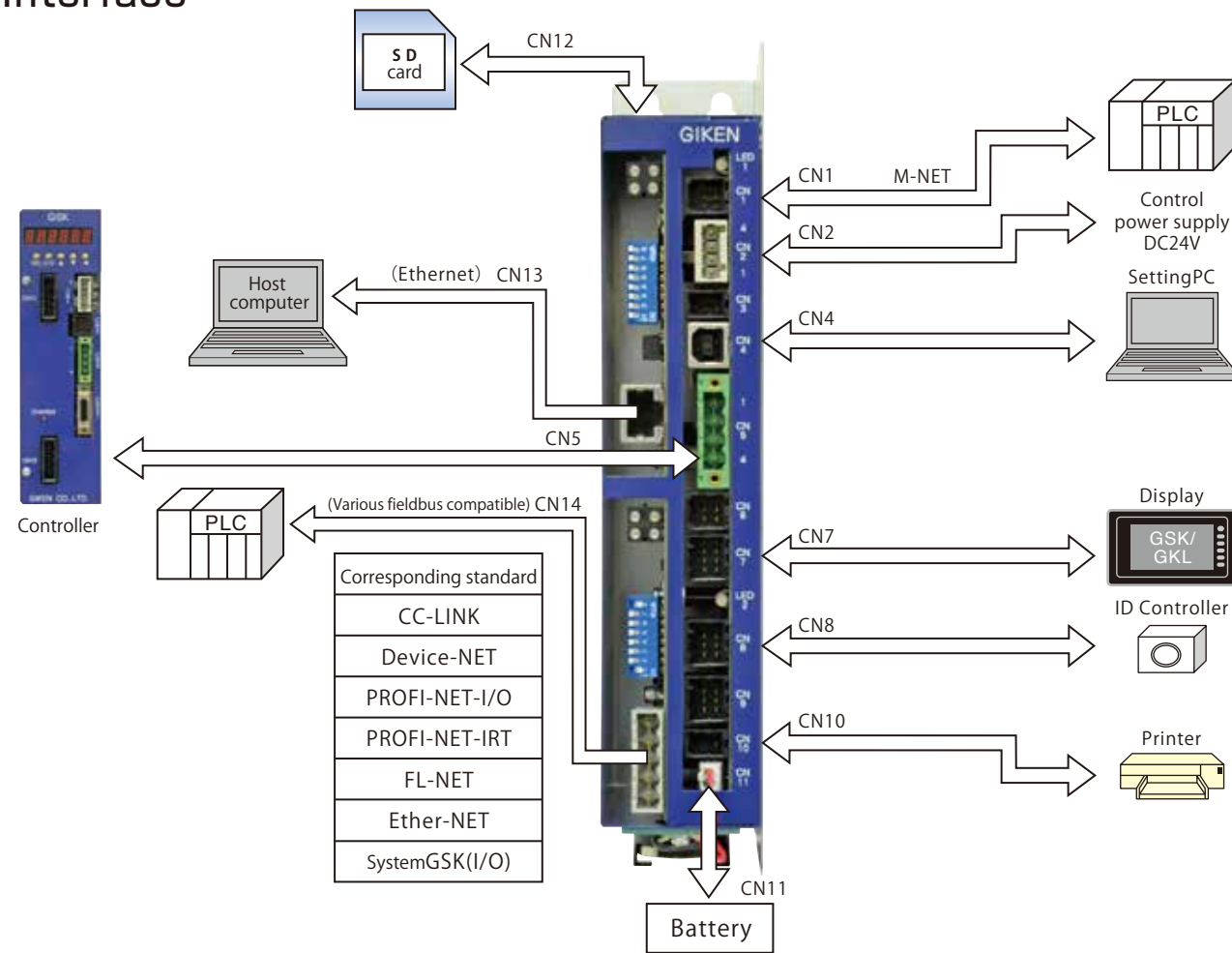
Model	Max torque [N·m]	Maximum rotational speed [rpm]	Weight [kg]	Drive power supply (AC200V) Supply current capacity Rated value [A rms]	Torque sensor model	Crosspounding controller
ANZRS-120	10	1600	1.6	1.2	-	GSK-14(T4)-R-N2 GSKW-14(T4)-R-N2
ANZRS-130	10	3300	2.7	2.3	-	
ANZRS-420	35	965	4.5	2.3	-	
ANZRS-500	45	770	4.5	2.3	-	
ANZRS-700	65	547	4.4	2.3	-	
ANZRS-2001	180	740	9.0	8.5	AZMSH-2500	GSK-17(T7)-R-N2

※Resolver specification is custom items.



Nut runner model	Shape	a	b	c	D	d	e	f	G		L	L'	h	M	O	P	W
									Reference dimension	Tolerance							
ANZRS-120	A	5	11	14	51	2-M6	3.2	12	34	-0.025 -0.050	218.1	201.1	17	42	64	40	9.52
ANZRS-130	A	5	11	14	51	2-M6	3.2	12	34	-0.025 -0.050	205.9	188.9	17	63	80	52	9.52
ANZRS-420	B	8	16	19	62	2-M8	4.2	17	44	-0.025 -0.050	221.4	199.4	17	105	80	55.5	12.7
ANZRS-500	B	8	16	19	62	2-M8	4.2	17	44	-0.025 -0.050	221.4	199.4	22	105	80	55.5	12.7
ANZRS-700	B	9	18	28	62	2-M8	5.2	19	44	-0.025 -0.050	230.4	199.4	31	105	80	55.5	15.87
ANZRS-2001	C	13	25	32	68	3-M8	5.2	24	50	-0.03 -0.05	408.3	373.3	35	105	80	58	19.05

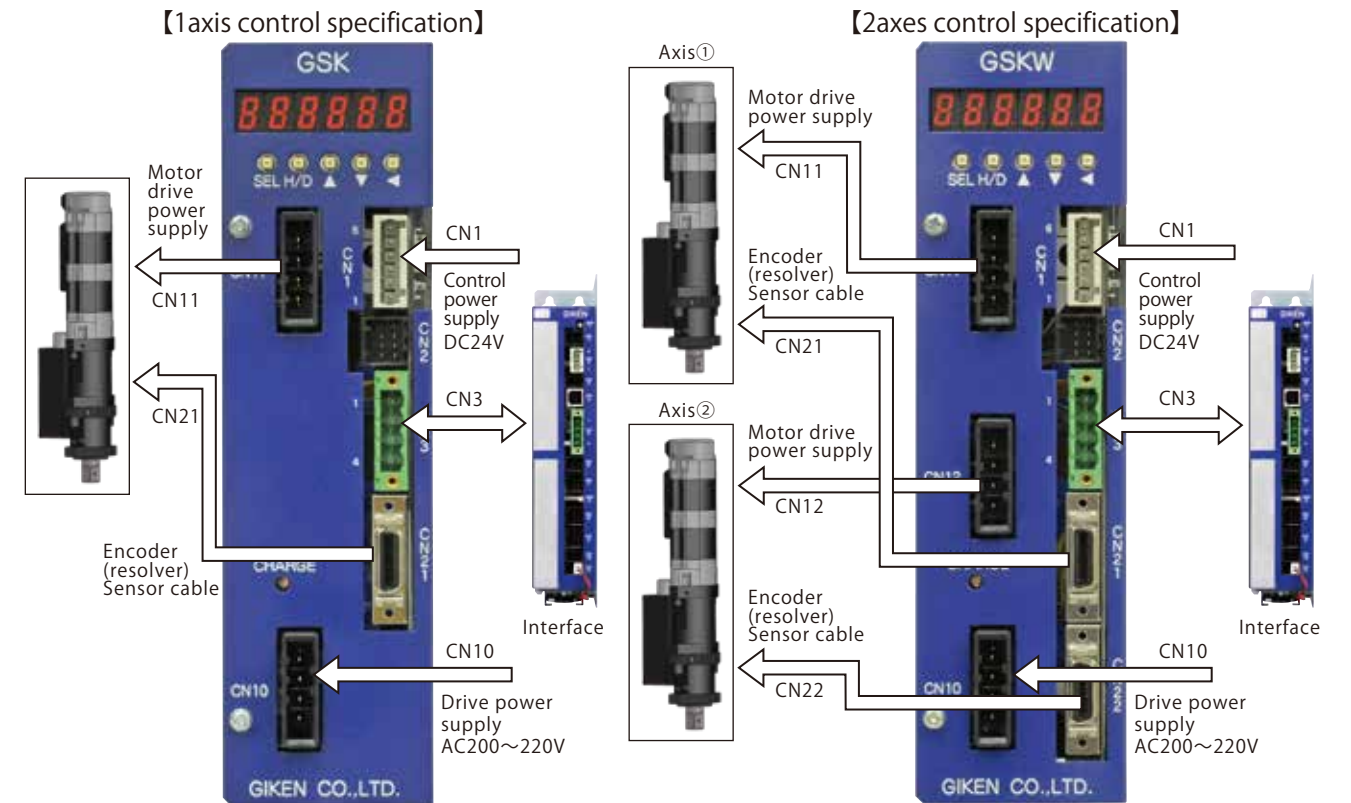
Interface



GSK-IF□□-N□

Port NO.	Name	Connector model	Opponent's connector housing	Opponent's connector pin	Opponent's connector Accessories	Communication method	Remarks
CN1	Communication port with PLC	1-1827876-3 (TE Connectivity)	1-1827864-3 (TE Connectivity)	1827570-2 (TE Connectivity)	-	M-NET	
CN2	Control power supply input port	734-144 (WAGO)	734-104 (WAGO)	-	○	DC24V	
CN4	Communication port with setting PC	UBB-4R-D14T-4D (JST)	USB Type B	-	-	USB	Cable model: GK-SET-1.8M
CN5	Port for connecting to controller	MSTB2.5/4-GF-5.08 (PHOENIX CONTACT)	MSTB2.5/4-STF-5.08 (PHOENIX CONTACT)	-	○	ARC-NET	
CN7	Communication port for display	1-1827876-4 (TE Connectivity)	1-1827864-4 (TE Connectivity)	1827570-2 (TE Connectivity)	-	RS422	Cable model: GSK-DIS-10M :GSK-DIS-15M
CN8	Communication port for ID controller	1-1827876-4 (TE Connectivity)	1-1827864-4 (TE Connectivity)	1827570-2 (TE Connectivity)	-	RS422	
CN10	Communication port for printer	1-1827876-2 (TE Connectivity)	1-1827864-2 (TE Connectivity)	1827570-2 (TE Connectivity)	-	RS232C	Cable model: GK-PRN-1.5M :GK-PRN-3.0M
CN11	Battery	-	-	-	○	-	Battery type: CR2450/Panasonic Battery is included
CN12	SD card slot	-	-	-	-	-	It corresponds to SD and SDHC SD card model: GK-SD-32G
CN13	Communication port for anybus	-	-	-	-	Compatible with various communication methods	
CN14	Communication port for anybus	-	-	-	-	Compatible with various communication methods	

Controller



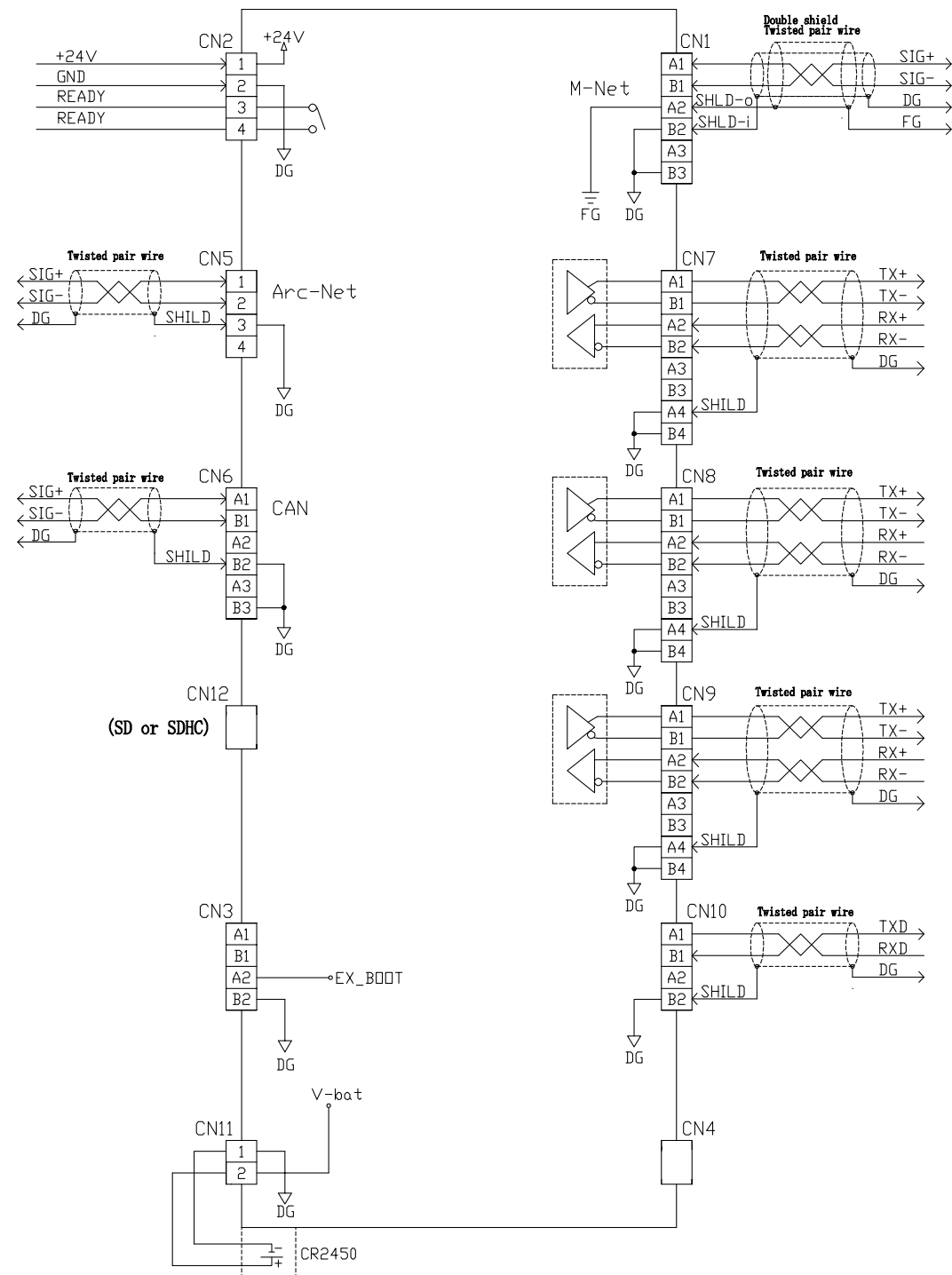
GSK-14-□□-N□

Port NO.	Name	Connector model	Opponent's connector housing	Opponent's connector pin	Opponent's connector Accessories	Remarks
CN1	Control power supply input port	734-166 (WAGO)	734-106 (WAGO)	-	○	DC24V
CN3	Interfaces and controller communication ports	MSTB2.5/4-GF-5.08 (PHOENIX CONTACT)	MSTB2.5/4-STF-5.08 (PHOENIX CONTACT)	-	○	ARC-NET
CN10	Input port for drive power supply	1-179277-2 (TE Connectivity)	1-178128-4 (TE Connectivity)	1-175218-2 (TE Connectivity)	○	AC200~220V
CN11	Ports that supply power to the first axis motor	2-179277-2 (TE Connectivity)	2-178128-4 (TE Connectivity)	1-353717-2 (TE Connectivity)	-	
CN12	Ports that supply power to the second axis motor	2-179277-2 (TE Connectivity)	2-178128-4 (TE Connectivity)	1-353717-2 (TE Connectivity)	-	
CN21	Port for connecting axis 1 sensor	10220-52-A2PL (Sumitomo 3M)	10320-5A 0-008 (Sumitomo 3M)	10120-3000VE (Sumitomo 3M)	-	
CN22	Port for connecting axis 2 sensor	10220-52-A2PL (Sumitomo 3M)	10320-5A 0-008 (Sumitomo 3M)	10120-3000VE (Sumitomo 3M)	-	

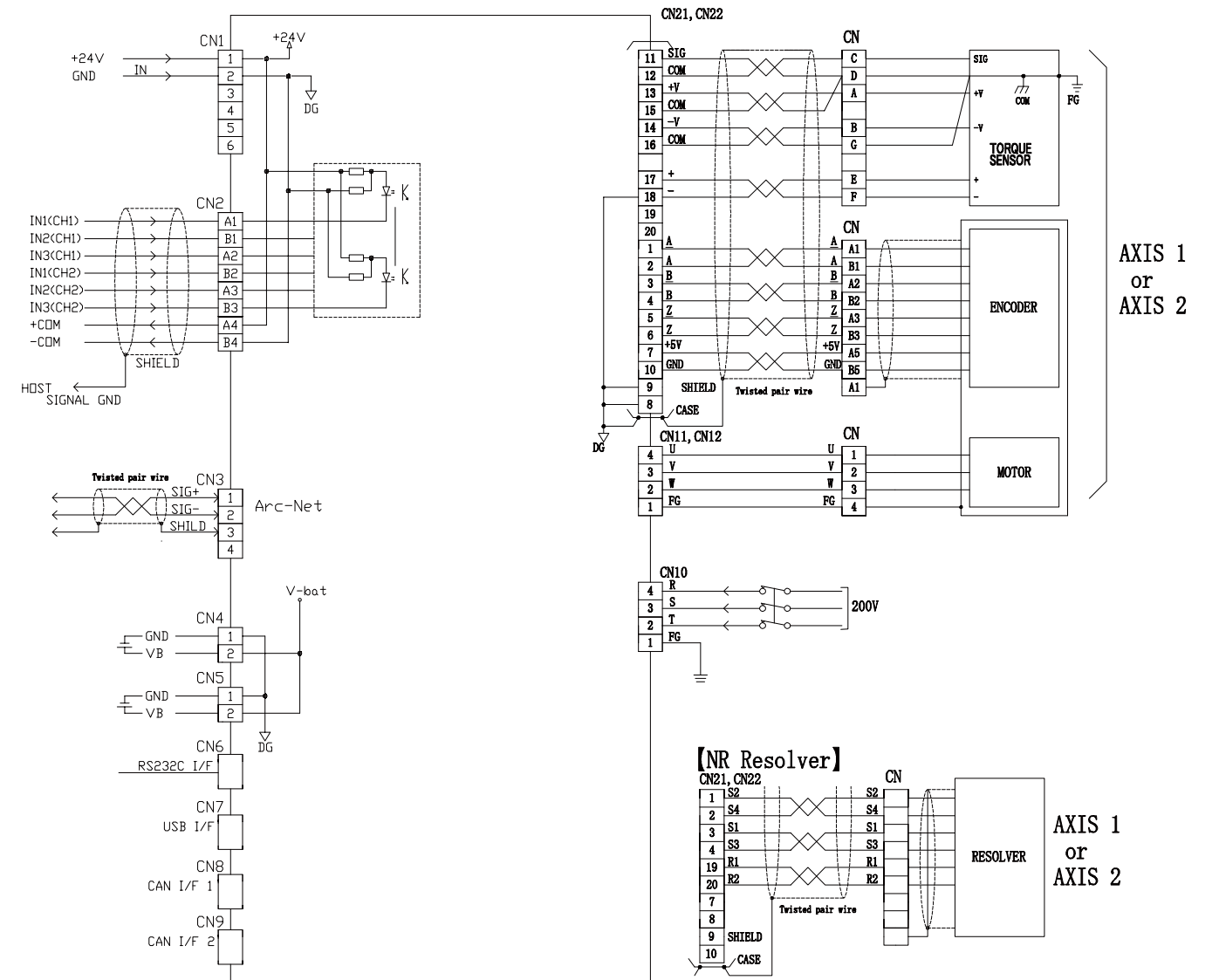
GSK-15(17)-□□-N□

CN10	Input port for drive power supply	2-917541-2 (TE Connectivity)	2-179958-4 (TE Connectivity)	316040-2 (TE Connectivity)	-	AC200~220V
CN11	Ports that supply power to the first axis motor	1-917541-2 (TE Connectivity)	1-179958-4 (TE Connectivity)	316040-2 (TE Connectivity)	-	
CN12	Ports that supply power to the second axis motor	1-917541-2 (TE Connectivity)	1-179958-4 (TE Connectivity)	316040-2 (TE Connectivity)	-	

Interface (Common with positioning GSK)



Controller



Interface

Model	GSK-IF-N1
Weight [kg]	0.54
Input of control power supply	DC24V±10% 1.0Amax
Start-up inrush current	5.0A
Control power supply rated current	0.2A
Number of nut runner controllable axes	Up to 30 axes
Supported SD card	SD and SDHC type
SD card record contents	Setting / Maximum 8000 items, Clamp history / Maximum 2 million items, Tightening waveform / Maximum 2 million items
Main body preserved content	Alarm history / 16 for each axis, Tightening history / 5000 for each axis, Tightening waveform / 1 for each axis
Available temperature and humidity	0~50°C 90% RH or less (no condensation)
Fieldbus	Anybus
Battery	CR2450/Panasonic (lifespan is 5 years)

Corresponding fieldbus

Interface model	Corresponding standard
GSK-IF-N1	M-NET
GSK-IFCC-N1	CC-LINK
GSK-IFDN-N1	Device-NET
GSK-IFPNIO-N1	PROFI-NET-I/O
GSK-IFPNIRT-N1	PROFI-NET-IRT
GSK-IFFL-N1	FL-NET
GSK-IFET-N1	Ether-NET
GSK-IFSG-N1	SYSTEM GSK
GSK-IFDN(ET)-N1	Device-NET+ Ether-NET
GSK-IFCC(ET)-N1	CC-LINK+Ether-NET

Tightening result output by field bus

Corresponding standard	Output contents
Ether-NET	Tightening waveform All contents of the "online" item in the setting software

Controller

Input of control power supply	DC24V±10% 1.0Amax
Input of drive power supply	3-phase AC160~264V 50/60Hz
Screen	6 digit 7 segment LED
Drive motor	AC Servo Motor
Drive power supply inrush current prevention mechanism	Inrush current prevention circuit
Analog monitor output	2 points ± 8 V (It Outputs the torque, speed and current to the check terminal on panel surface.) (set by parameter)
Available temperature and humidity	0~50°C 90% RH or less (no condensation)
Positioning battery	GSK-BATT(lifespan is 2 years)

Specification	Model	Weight[kg]	Heat sink mounting position
Standard type	GSK-14	1.3	No mounting
	GSK-15	2.4	Side mounting
	GSK-17	2.7	
Standard 2-axis type	GSKW-14	1.27	No mounting
	GSKW-15	4.0	Side mounting
T type	GSK-T4	1.3	No mounting
	GSK-T5	2.4	Rear mounting
	GSK-T7	2.4	
T 2-axis type	GSKW-T4	1.3	No mounting
	GSKW-T5	3.7	Rear mounting

Interface

GSK - IF **CC** () - **N1**
 ① ①※ ②

① Supported communication standard

Blank : M-NET
CC : CC-LINK
DN : Device-NET
PNIO : PROFI-NET-I/O
PNIRT : PROFI-NET-IRT
FL : FL-NET
ET : Ether-NET
SG : System GSK (I/O)
TA : Tracer arm

② Corresponding series symbol

N1 : Standard item (Common to positioning and nut runner)
(SG-)N2 : Torx arm specification

※Please fill in the communication standard of channel 13 side when two Anybus are connected.
 Example: GSK-IFDN (ET) -N 1

◆ Model list

Model	Communication standard
GSK-IF-N1	M-NET
GSK-IFCC-N1	CC-LINK
GSK-IFDN-N1	Device-NET
GSK-IFPNIO-N1	PROFI-NET-I/O
GSK-IFPNIRT-N1	PROFI-NET-IRT
GSK-IFFL-N1	FL-NET
GSK-IFET-N1	Ether-NET
GSK-IFSG-N1	System GSK specification(I/O)
GSK-IFSG-N2	Torx arm specification
GSK-IFTA-N1	Tracer arm specification
GSK-IFDN(ET)-N1	Device-NET+Ether-NET
GSK-IFCC(ET)-N1	CC-LINK+Ether-NET

Controller

GSK **W** - **1** **4** - **E** () - **N2**
 ① ② ③ ④ ⑤ ⑥

① Number of nut runners to be controlled

Blank : 1 axis type
W : 2 axis type

② Heat sink mounting position

1 : Side (Standard type)
T : Back (T type)

③ Nut runner rated value

4	This number will vary depending on the nut runner used. Please check the corresponding controller column of Nut runner's Specification / Dimension Table for which number to use.
5	
7	

※ W specification correspond to only 4 and 5.

④ Angle sensor type ※1

E : Encoder
R : Resolver

※1 Depending on the nut runner model.

⑤ Angle sensor spec

Blank : Standard type

⑥ Corresponding series symbol

N2 : Standard item

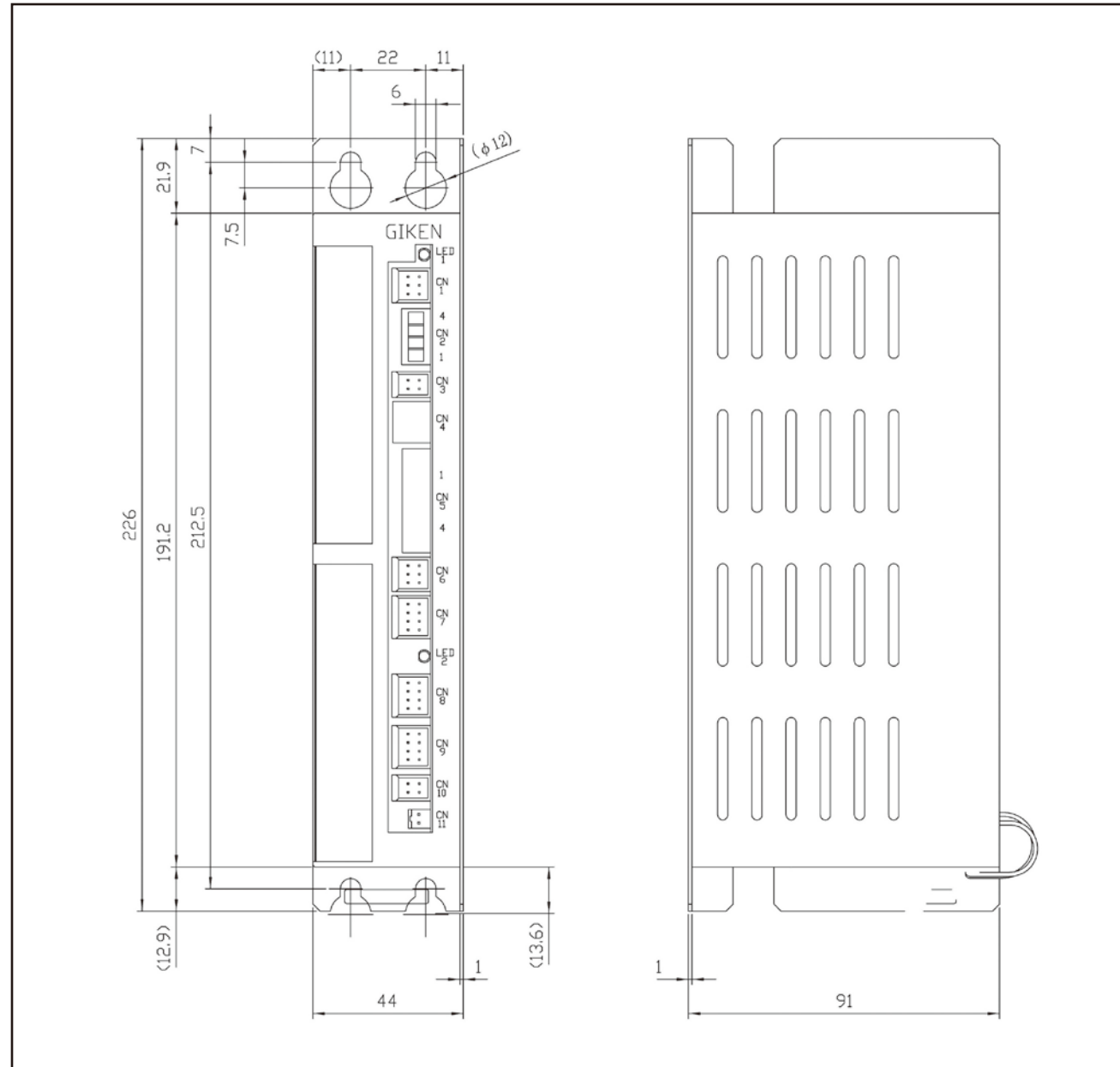
◆ Model list

Model	Number of nut runners to be controlled	Heat sink mounting position
GSK-14-□□-N2	1 axis type	No mounting
GSK-15-□□-N2		Side mounting
GSK-17-□□-N2		Side mounting
GSKW-14-□□-N2	2 axis type	No mounting
GSKW-15-□□-N2		Side mounting
GSK-T4-□□-N2	1 axis type	No mounting
GSK-T5-□□-N2		Rear mounting
GSK-T7-□□-N2		Rear mounting
GSKW-T4-□□-N2	2 axis type	No mounting
GSKW-T5-□□-N2		Rear mounting

Interface

Model	Weight(kg)	Model	Weight(kg)
GSK-IF-N1	0.54	GSK-IFET-N1	0.59
GSK-IFCC-N1	0.59	GSK-IFSG-N1	
GSK-IFDN-N1		GSK-IFSG-N2	
GSK-IFPNIO-N1		GSK-IFTA-N1	
GSK-IFPNIRT-N1	0.64	GSK-IFDN(ET)-N1	0.64
GSK-IFFL-N1		GSK-IFCC(ET)-N1	

※ It is attached only to the top axis.



Controller

Standard type 1 axis specification

Model	Weight(kg)
GSK-14 (T4)-□□-N2	1.3

Technical drawing of the GSK-14 controller unit. The front view shows a vertical panel with a digital display at the top, labeled 'GSK' and 'GIKEN CO.,LTD.'. Below the display are various ports and connectors, including 'CN11', 'CHARGE', and 'CN10'. Dimensions include a total height of 226mm, a display height of 21.9mm, and a panel width of 54.5mm. The side view shows a depth of 171.6mm. Mounting holes are indicated with dimensions like (11), 33, 10.5, 5.4, 2, 6, 7, 7.5, and (φ12).

When the nut runner rated value is 4, there is no cooling plate so standard type and T type are same.

Model	Weight(kg)
GSK-15 (17)-□□-N2	2.4 (2.7)

Technical drawing of the GSK-15 controller unit. The front view shows a vertical panel with a digital display at the top, labeled 'GSK' and 'GIKEN CO.,LTD.'. Below the display are various ports and connectors, including 'CN11', 'CHARGE', and 'CN10'. A 'Fan' is indicated on the left side. Dimensions include a total height of 226mm, a display height of 21.9mm, and a panel width of 65.5mm. The side view shows a depth of 171.6mm. Mounting holes are indicated with dimensions like (30), 21, 11, 44, 10.5, 3, 6, 7, 7.5, and (φ12).

※15 type does not have a fan

Interface

Standard type 2 axis type

Model	Weight(kg)
GSKW-14 (T4)-□□-N2	1.3

Technical drawing of the GSKW-14 (T4) interface unit. The front view shows a width of 54.5mm and a height of 226mm. Key features include a digital display, SEL/H/D buttons, a CHARGE indicator, and connectors CN1, CN2, and CN10. The side view shows a depth of 171.6mm. Mounting holes are spaced at 11mm and 33mm from the top edge.

Model	Weight(kg)
GSKW-15-□□-N2	4.0

Technical drawing of the GSKW-15 interface unit. The front view shows a width of 109.5mm and a height of 226mm. It features a digital display, SEL/H/D buttons, a CHARGE indicator, and connectors CN1, CN2, and CN10. The side view shows a depth of 171.6mm. Mounting holes are spaced at 21mm, 11mm, 44mm, and 44mm from the top edge.

T type 1 axis type

Model	Weight(kg)
GSK-T5 (T7)-□□-N2	2.4

Technical drawing of the GSK-T5 (T7) interface unit. The front view shows a width of 65.5mm and a height of 226mm. It includes a digital display, SEL/H/D buttons, a CHARGE indicator, and connectors CN1, CN2, and CN10. The side view shows a depth of 171.6mm. Mounting holes are spaced at 11mm and 44mm from the top edge.

Nutrunner Regarding the rated capacity 4 type, the cooling plate is unnecessary, so the standard and T type are common.

T type 2 axis type

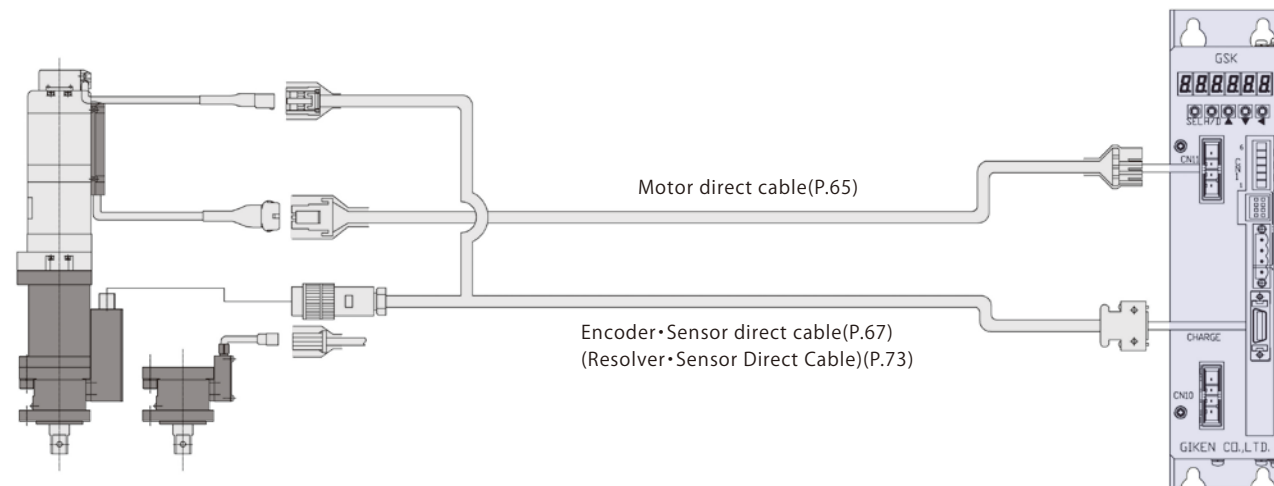
Model	Weight(kg)
GSKW-T5-□□-N2	4.0

Technical drawing of the GSKW-T5 interface unit. The front view shows a width of 109.5mm and a height of 226mm. It features a digital display, SEL/H/D buttons, a CHARGE indicator, and connectors CN1, CN2, and CN10. The side view shows a depth of 171.6mm. Mounting holes are spaced at 11mm, 44mm, and 44mm from the top edge.

■ Cable configuration

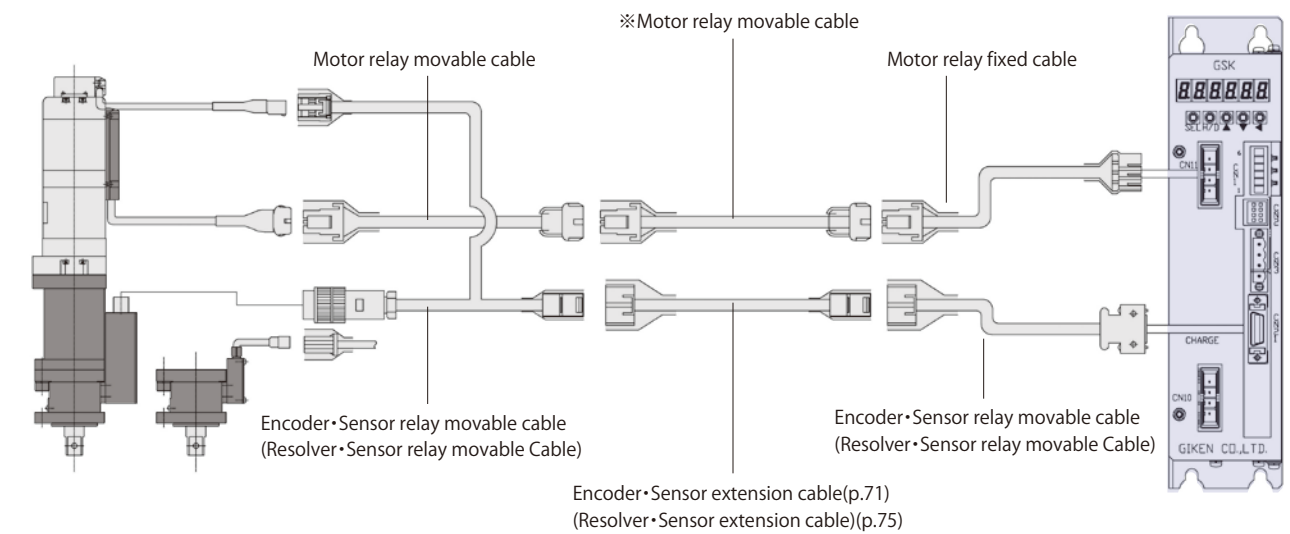
◆ Direct cable

Connect from controller to nut runner with one.



◆ Extension cable

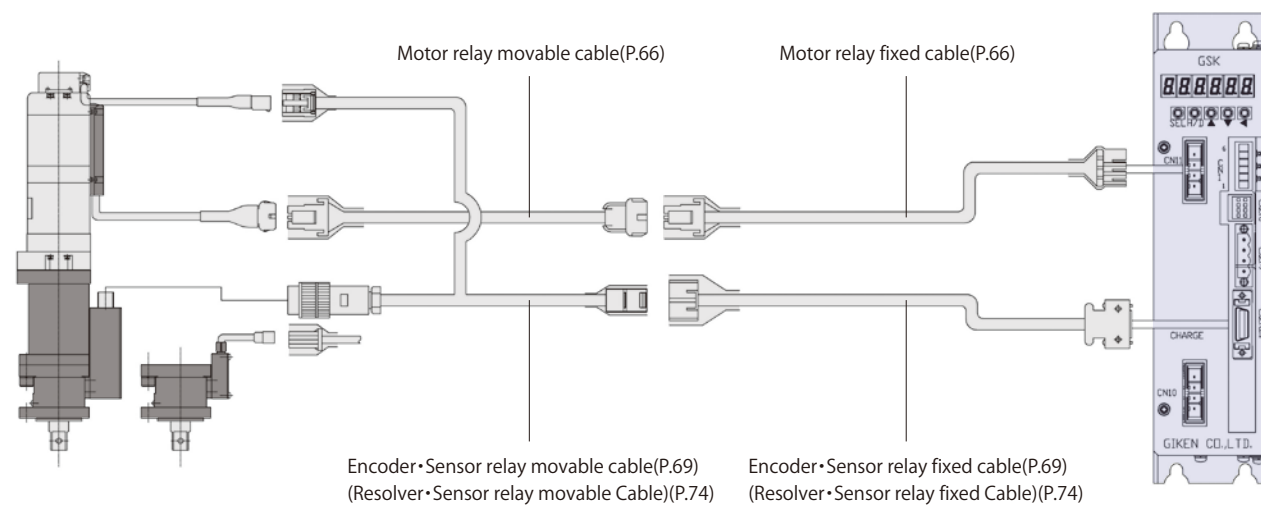
Connect three cables from the controller to the nut runner.



※The motor extension cable is the same specification as the motor relay movable cable.

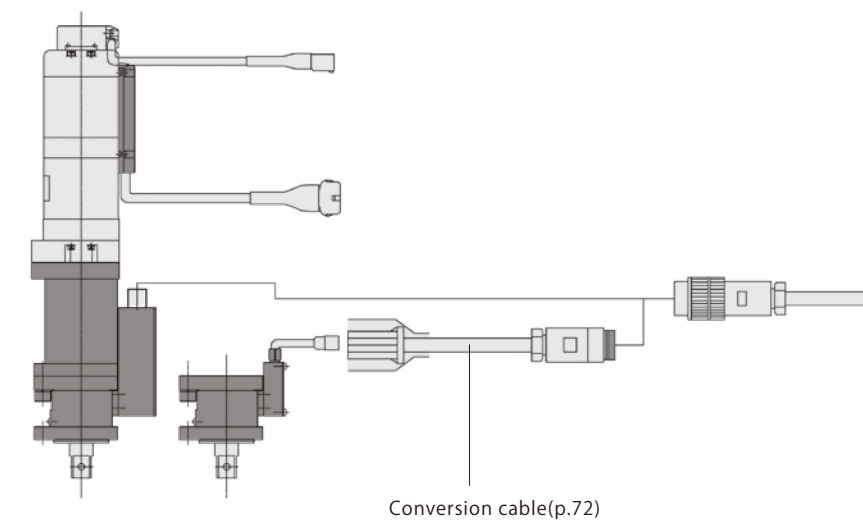
◆ Relay cable

Connect two cables from the controller to the nut runner.



◆ Conversion cable

It is a cable to make it possible to connect a cable for a standard torque sensor to a small torque sensor.



Motor cable

Direct cable



【Model】

K8 M **5** D **Blank** -4 R - **Blank** M

① ② ③

① Electrical capacity classification

5 : GSK-14/GSK-T4
30 : GSK-15/GSK-T5
90 : GSK-17/GSK-T7

② Connector type

Blank : GSK-15(17) GSK-T5(T7)
W : GSK-14 GSK-T4

③ Cable length

Designation of cable length
(Specified unit:1m)

- ※1 Maximum guaranteed cable length 20 m (nut runner to inter-controller length)
- ※2 Custom-made cable of 20 m or more is manufacturable, but operation guarantee is not possible. Please check the operation by the customer.
- ※3 All cables are flex cables.

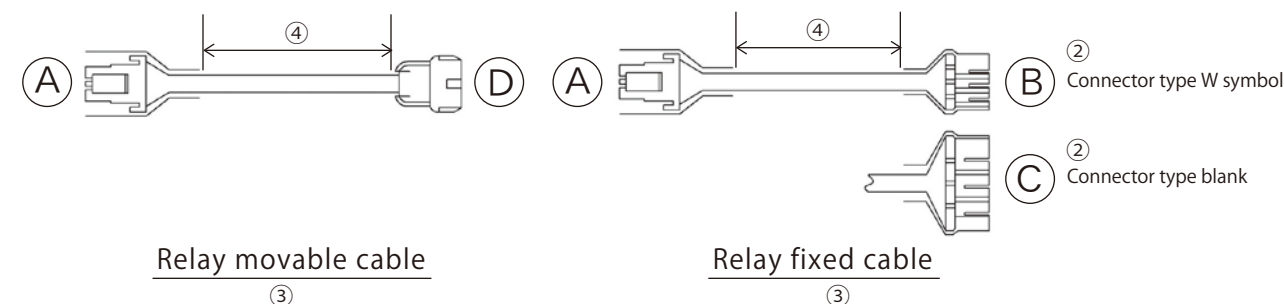
【Model list】

Name	Model	Corresponding controller
Direct cable	K8M5DW-4R-□M	GSK-14 GSK-T4
	K8M30D-4R-□M	GSK-15 GSK-T5
	K8M90D-4R-□M	GSK-17 GSK-T7

【Specification】

	Housing model	Contact type	Shape
A	350715-1 (AMP)	350550-1 (AMP)	凹
B	2-178128-4 (AMP)	1-353717-2 (AMP)	
C	2-179958-4 (AMP)	316040-2 (AMP)	

Relay cable



【Model】

K8 M **5** T **Blank** -4 **A** - **Blank** M

① ② ③ ④

① Electrical capacity classification

5 : GSK-14/GSKT4
30 : GSK-15/GSKT5
90 : GSK-17/GSKT7

② Connector type

Blank : GSK-15(17) GSK-T5(T7)
W : GSK-14 GSK-T4

③ Cable segment

R : Motor relay movable cable
A : Motor relay fixed cable

④ Cable length

Designation of cable length
(Specified unit:1m)

- ※1 Maximum guaranteed cable length 20 m (nut runner to inter-controller length)
- ※2 Custom-made cable of 20 m or more is manufacturable, but operation guarantee is not possible. Please check the operation by the customer.
- ※3 All cables are flex cables.

【Model list】

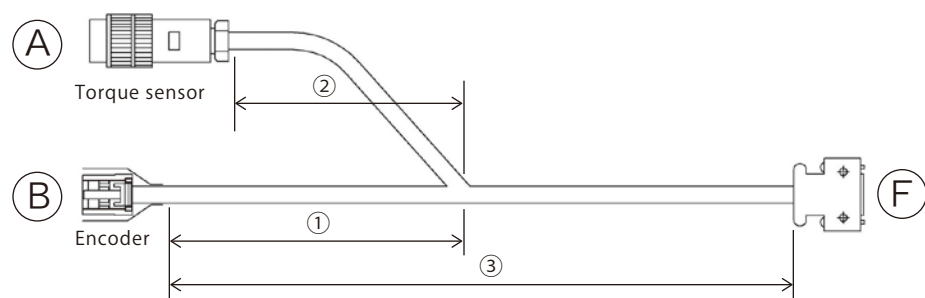
Name	Model	Corresponding controller	Name	Model	Corresponding controller
Relay movable cable	K8M5TW-4R-□M	GSK-14 GSK-T4	Relay fixed cable	K8M5TW-4A-□M	GSK-14 GSK-T4
	K8M30T-4R-□M	GSK-15 GSK-T5		K8M30T-4A-□M	GSK-15 GSK-T5
	K8M90T-4R-□M	GSK-17 GSK-T7		K8M90T-4A-□M	GSK-17 GSK-T7

【Specification】

	Housing model	Contact type	Shape
A	350715-1 (AMP)	350550-1 (AMP)	凹
B	2-178128-4 (AMP)	1-353717-2 (AMP)	
C	2-179958-4 (AMP)	316040-2 (AMP)	
D	350781-1 (AMP)	350547-3(AMP) (PinNo.1~3) 350669-1(AMP) (PinNo.4)	凸

Encoder/Sensor cable

◆ Direct cable (For standard torque sensor)



【Model】

8 E S D-16 R - M

① ② ③

① Cable length of encoder part

Blank: 0.1m(Standard)

※1 Other than the above length will be a custom made item.

② Cable length of sensor part

Blank: 0.4m(Standard)

※2 Other than the above length will be a custom made item.

③ Cable length

Designation of cable length (Specified unit:1m)

※3 Maximum guaranteed cable length 20 m (nut runner to inter-controller length)
 ※4 Custom-made cable of 20 m or more is manufacturable, but operation guarantee is not possible.
 Please check the operation by the customer.
 ※5 All cables are flex cables.

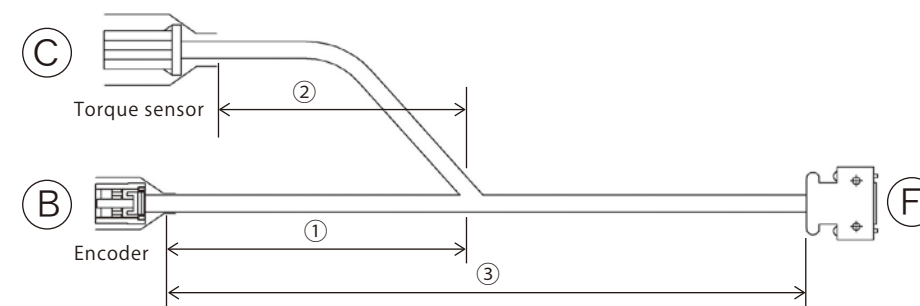
【Model list】

Name	Model
Direct cable	8ESD-16R-□M

【Specification】

	Housing/connector model	Contact type	Shape
A	1108-12A10-7F8(TAZIMI)	-	□
B	1-1318118-6 (AMP)	1318108-1 (AMP)	凸
F	10120-3000VE (3M)	10320-52A0-008 (3M)	凸

◆ Direct cable (For small torque sensor)



【Model】

8 E S DC-16 R - M

① ② ③

① Cable length of encoder part

Blank: 0.1m(Standard)

※1 Other than the above length will be a custom made item.

② Cable length of sensor part

Blank: 0.1m(Standard)

※2 Other than the above length will be a custom made item.

③ Cable length

Designation of cable length (Specified unit:1m)

※3 Maximum guaranteed cable length 20 m (nut runner to inter-controller length)
 ※4 Custom-made cable of 20 m or more is manufacturable, but operation guarantee is not possible.
 Please check the operation by the customer.
 ※5 All cables are flex cables.

【Model list】

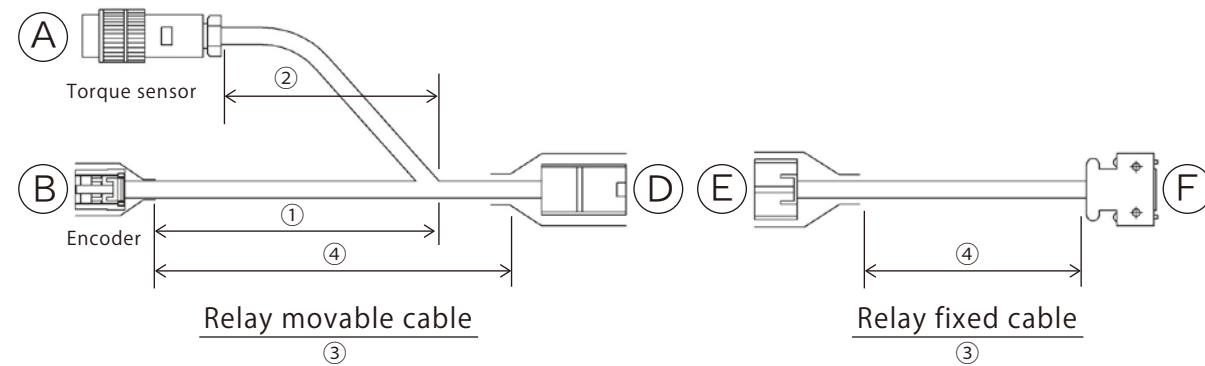
Name	Model
Direct cable	8ESDC-16R-□M

【Specification】

	Housing/connector model	Contact type	Shape
B	1-1318118-6 (AMP)	1318108-1 (AMP)	凸
C	1-1318119-4 (AMP)	1318108-1 (AMP)	□
F	10120-3000VE (3M)	10320-52A0-008 (3M)	凸

Encoder/Sensor cable

Relay cable(For standard torque sensor)



【Model】

8 E S T-16 R - M

① ② ③ ④

① Cable length of encoder part ② Cable length of sensor part ③ Cable segment

Blank: 0.1m(Standard)

Blank: 0.4m(Standard)

R : Motor relay movable cable

A : Motor relay fixed cable

※1 Other than the above length will be a custom made item.

※2 Other than the above length will be a custom made item.

※3 All cables are flex cables.

④ Cable length

Designation of cable length (Specified unit:1m)

※4 Maximum guaranteed cable length 20 m (nut runner to inter-controller length)

※5 Custom-made cable of 20 m or more is manufacturable, but operation guarantee is not possible. Please check the operation by the customer.

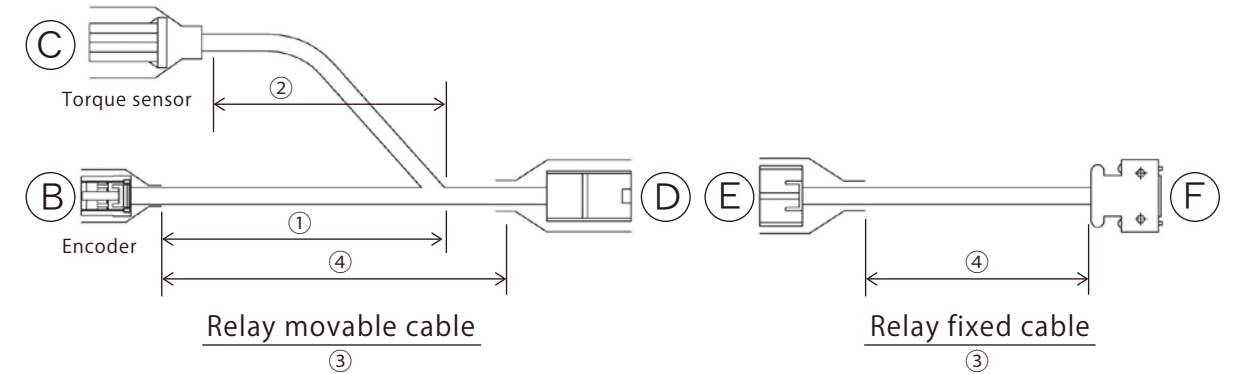
【Model list】

Name	Model	Name	Model
Relay movable cabl	8EST-16R-□M	Relay fixed cable	8EST-16A-□M

【Specification】

Housing/connector model	Contact type	Shape
A 1108-12A10-7F8(TAZIMI)	-	凹
B 1-1318118-6 (AMP)	1318108-1 (AMP)	凸
D 1-1318115-9 (AMP)	1318112-1 (AMP)	凸
E 1-1318118-9 (AMP)	1318108-1 (AMP)	凹
F 10120-3000VE (3M)	10320-52A0-008 (3M)	凸

Relay cable(For small torque sensor)



【Model】

8 E S TC-16 R - M

① ② ③ ④

① Cable length of encoder part ② Cable length of sensor part ③ Cable segment

Blank: 0.1m(Standard)

Blank: 0.1m(Standard)

R : Motor relay movable cable

A : Motor relay fixed cable

※1 Other than the above length will be a custom made item.

※2 Other than the above length will be a custom made item.

※3 All cables are flex cables.

④ Cable length

Designation of cable length (Specified unit:1m)

※4 Maximum guaranteed cable length 20 m (nut runner to inter-controller length)

※5 Custom-made cable of 20 m or more is manufacturable, but operation guarantee is not possible. Please check the operation by the customer.

【Model list】

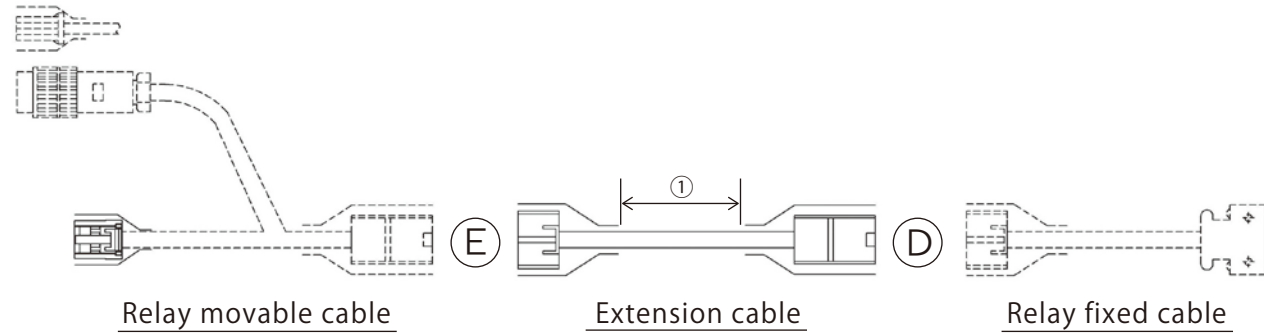
Name	Model	Name	Model
Relay movable cabl	8ESTC-16R-□M	Relay fixed cable	8ESTC-16A-□M

【Specification】

Housing/connector model	Contact type	Shape
B 1-1318118-6 (AMP)	1318108-1 (AMP)	凸
C 1-1318119-4 (AMP)	1318108-1 (AMP)	凹
D 1-1318115—9 (AMP)	1318112-1 (AMP)	凸
E 1-1318118-9 (AMP)	1318108-1 (AMP)	凹
F 10120-3000VE (3M)	10320-52A0-008 (3M)	凸

Encoder/Sensor cable

Extension cable



【Model】

8 E S T - 1 6 E X M
 ①

① Cable length

**Designation of cable length
(Specified unit:1m)**

- ※1 Maximum guaranteed cable length 20 m (nut runner to inter-controller length)
- ※2 Custom-made cable of 20 m or more is manufacturable, but operation guarantee is not possible.
Please check the operation by the customer.
- ※3 All cables are flex cables.

【Model list】


Name	Model
Extension cable	8EST-16REX M

【Specification】

	Housing/connector model	Contact type	Shape
D	1-1318115-9 (AMP)	1318112-1 (AMP)	凸
E	1-1318118-9 (AMP)	1318108-1 (AMP)	凹

Conversion cable (Common item of encoder/resolver)

It is a cable to make it possible to connect a cable for a standard torque sensor to a small torque sensor.



【Model list】

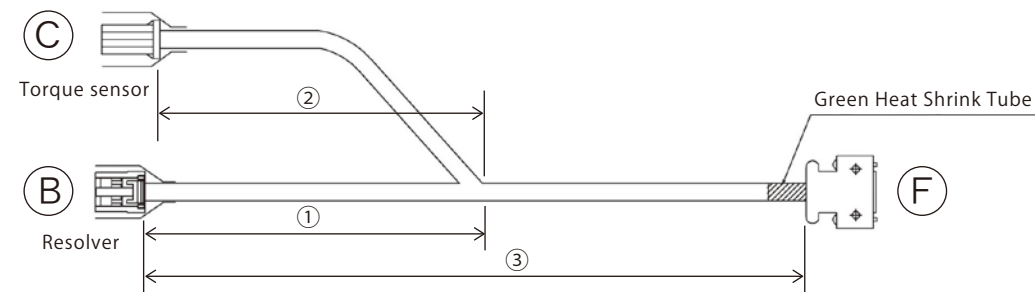
Model	Cable length
AZMC-CH-0.2M	0.2m

【Specification】

	Housing/connector model	Contact type	Shape
C	1-1318119-4 (AMP)	1318108-1 (AMP)	凹
G	1108-32a10-7m10.0 (TAZIMI)	-	凸

■ Resolver/Sensor cable

◆ Direct cable



【Model】

8 R S DC-16R - M

① ② ③

① Cable length of resolver part

Blank: 0.1m(Standard)

※1 Other than the above length will be a custom made item.

② Cable length of sensor part

Blank: 0.4m(Standard)

※2 Other than the above length will be a custom made item.

③ Cable length

Designation of cable length (Specified unit:1m)

※3 Maximum guaranteed cable length 20 m (nut runner to inter-controller length)
 ※4 Custom-made cable of 20 m or more is manufacturable, but operation guarantee is not possible. Please check the operation by the customer.
 ※5 All cables are flex cables.

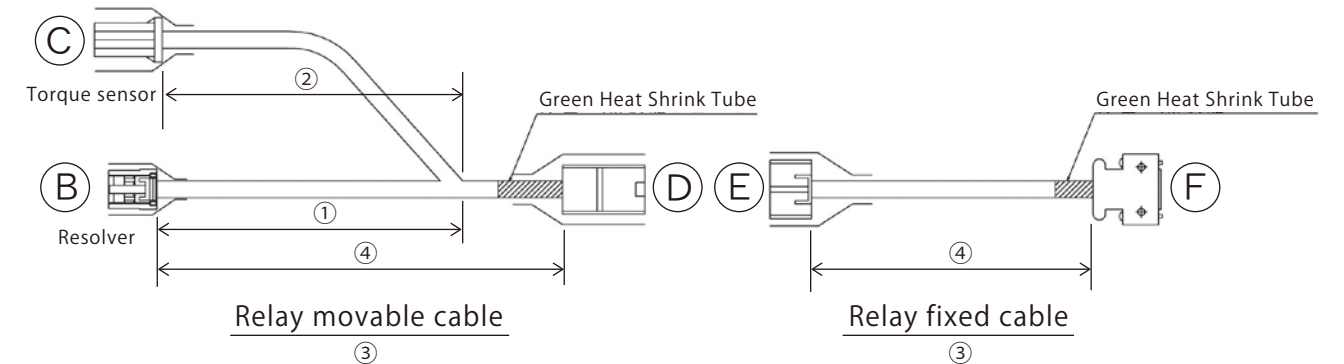
【Model list】

Name	Model
Direct cable	8RSDC-16R-□M

【Specification】

Housing/connector model	Contact type	Shape
B 1-1318118-6 (AMP)	1318108-1 (AMP)	凸
C 1-1318119-4 (AMP)	1318108-1 (AMP)	凹
F 10120-3000VE (3M)	10320-52A0-008 (3M)	凸

◆ Relay cable(For small torque sensor)



【Model】

8 R S TC-16 R - M

① ② ③ ④

① Cable length of resolver part

Blank: 0.3m(Standard)

※1 Other than the above length will be a custom made item.

② Cable length of sensor part

Blank: 0.3m(Standard)

※2 Other than the above length will be a custom made item.

③ Cable segment

R : Motor relay movable cable

A : Motor relay fixed cable

※3 All cables are flex cables.

④ Cable length

Designation of cable length (Specified unit:1m)

※4 Maximum guaranteed cable length 20 m (nut runner to inter-controller length)
 ※5 Custom-made cable of 20 m or more is manufacturable, but operation guarantee is not possible. Please check the operation by the customer.

【Model list】

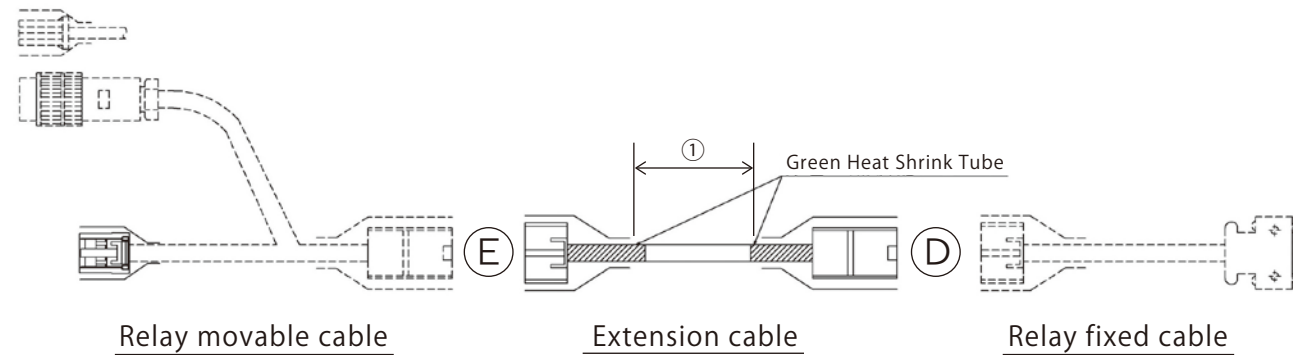
Name	Model	Name	Model
Relay movable cabl	8RSTC-16R-□M	Relay fixed cable	8RSTC-16A-□M

【Specification】

Housing/connector model	Contact type	Shape
B 1-1318118-6 (AMP)	1318108-1 (AMP)	凸
C 1-1318119-4 (AMP)	1318108-1 (AMP)	凹
D 1-1318115-9 (AMP)	1318112-1 (AMP)	凸
E 1-1318118-9 (AMP)	1318108-1 (AMP)	凹
F 10120-3000VE (3M)	10320-52A0-008 (3M)	凸

■ Resolver/Sensor cable

◆ Extension cable



【Model】

8 R S T - 16 E X - M
①

① Cable length

Designation of cable length
(Specified unit:1m)

- ※1 Maximum guaranteed cable length 20 m (nut runner to inter-controller length)
- ※2 Custom-made cable of 20 m or more is manufacturable, but operation guarantee is not possible.
Please check the operation by the customer.
- ※3 All cables are flex cables.

【Model list】


Name	Model
Extension cable	8RST-16REX-□M

【Specification】

	Housing/connector model	Contact type	Shape
D	1-1318115-9 (AMP)	1318112-1 (AMP)	凸
E	1-1318118-9 (AMP)	1318108-1 (AMP)	凹

◆ Conversion cable (Common item of encoder/resolver)

It is a cable to make it possible to connect a cable for a standard torque sensor to a small torque sensor.



【Model list】

Model	Cable length
AZMC-CH-0.2M	0.2m

【Specification】

	Housing/connector model	Contact type	Shape
C	1-1318119-4 (AMP)	1318108-1 (AMP)	凹
G	1108-32a10-7m10.0 (TAZIMI)	-	凸

■ Cable specification list

◆ Motor cable withstand voltage 600V North American specification compliant

Cable type	Type	Corresponding controller	Cable size	Cable outer diameter	Coating color	Cable allowable current	Cable type	
K8M5DW-4R-□M	Direct	GSK(W)-14 GSK(W)-T4	0.5X4 AWG21 600V	8.8mm	Gray	5.2A	Flex cable	
K8M30D-4R-□M		GSK(W)-15 GSK(W)-T5	0.75X4 AWG18 600V	9.5mm		14.4A		
K8M90D-4R-□M		GSK-17(T7)	1.5X4 AWG16 600V	10.5mm		19.0A		
K8M5TW-4A-□M	Relay fixed	GSK(W)-14 GSK(W)-T4	0.5X4 AWG21 600V	8.8mm		5.2A		Flex cable
K8M5TW-4R-□M	Relay movable							
K8M30T-4A-□M	Relay fixed	GSK(W)-15 GSK(W)-T5	0.75X4 AWG18 600V	9.5mm		14.4A		
K8M30T-4R-□M	Relay movable							
K8M90T-4A-□M	Relay fixed	GSK-17 GSK-T7	1.5X4 AWG16 600V	10.5mm		19.0A		
K8M90T-4R-□M	Relay movable							

◆ Encoder/Sensor cable

Cable type	Type	Corresponding controller	Cable size	Cable outer diameter	Coating color	Cable type
8ES□-16□-□M	Common to all models		AWG23	10.8mm	Black	Flex cable
8RS□-16□-□M						

Setting software

To carry out various settings of GSK, a PC in which setting software is installed is required. Various settings, communication status with upper device, tightening result, and tightening waveform can be confirmed with setting software.

Setting software model

Setting software model	Language	Controller type
GSK-SET-SOFT-J	Japanese	Common to GSK GSKW
GSK-SET-SOFT-E	English	positioning GSK

Supported OS win7/8/8.1/10

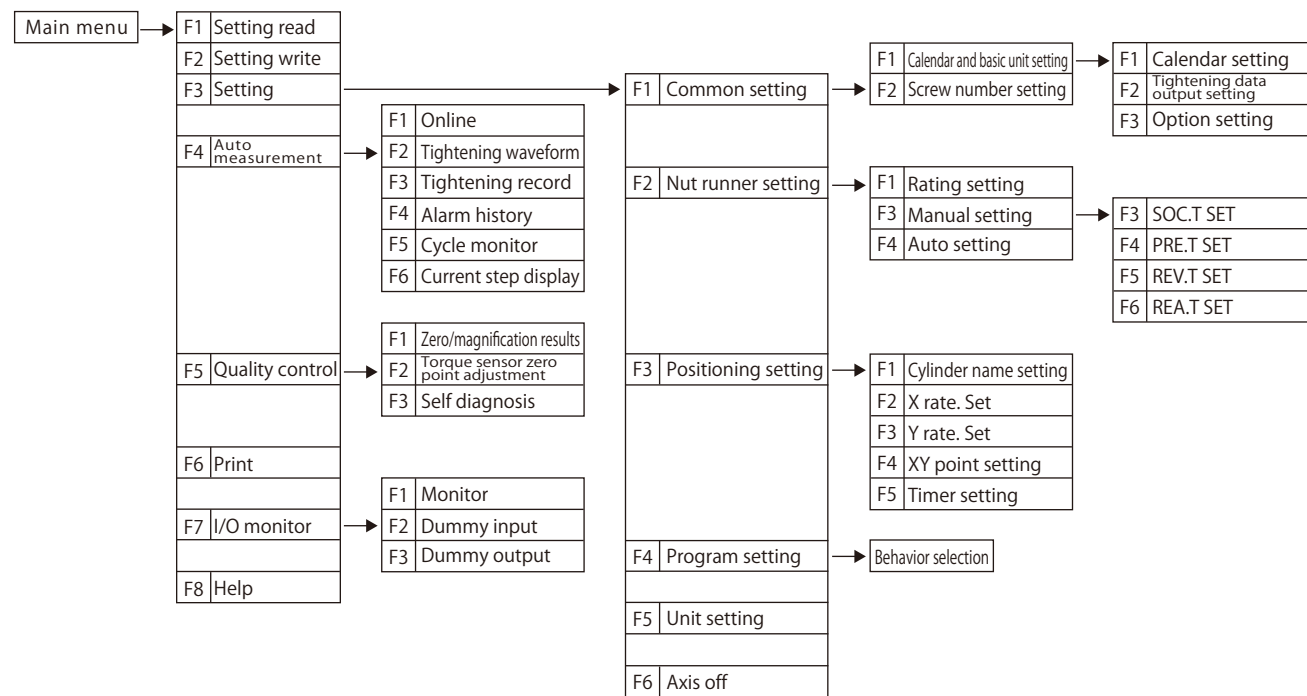
Setting cable model

Cable for connecting PC in which setting software of GSK is installed and interface.

Model	Cable length [m]
GK-SET-1.8M	1.8m

※ The setting cable is common to all setting software.

Hierarchy of setting software



Setting screen

【Main menu】



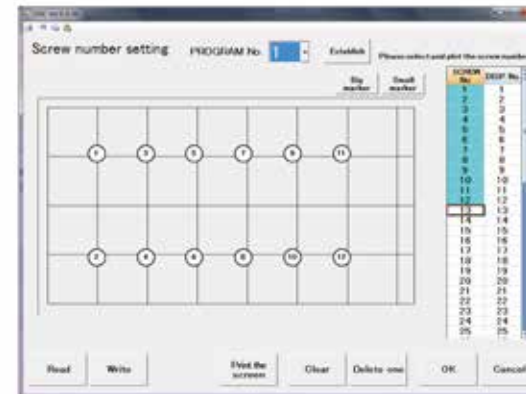
Initial screen that is displayed when the setting software is activated

【Setting menu】



Screen for carrying out various settings

【Screw number Setting】



Screen for setting the screw No. array to be displayed on the display (GSK-D1/ GK-D1 series)

【Rate Setting】



Screen for setting the details of used nut runner

【SOC.T Setting】



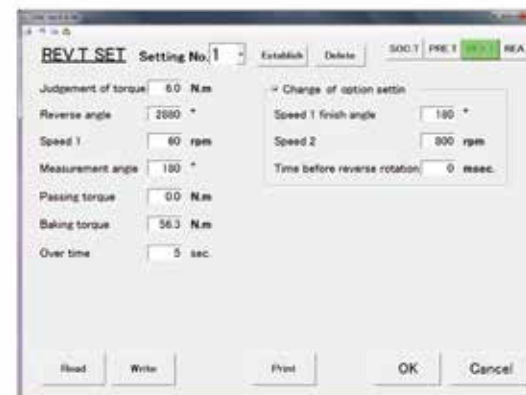
Screen for setting the rotation for matching a bolt with a socket

【PRE.T Setting】



Screen for setting bolt setting status to seating (temporary tightening)

【REV.T Setting】



Screen for setting seizure judgment after temporary tightening of bolt

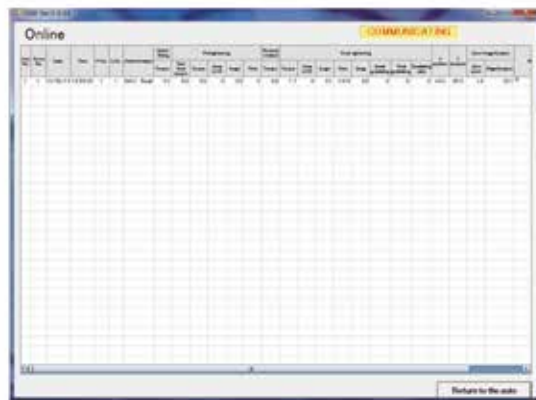
【REA.T Setting】



Screen for setting the final tightening. For the type of final tightening, two types; torque method and angle method are available

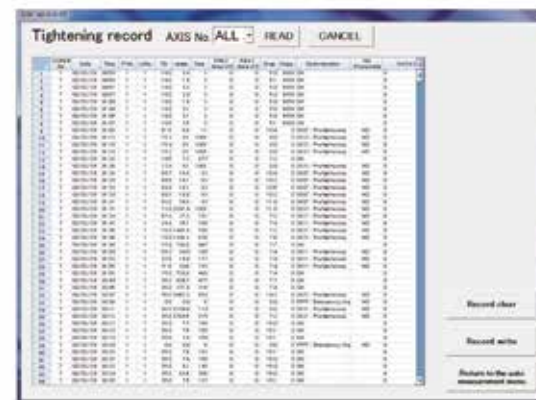
※ For the final tightening setting, up to No. 50 can be set.

【Online】



Screen for saving the tightening result in PC by making a connection to controller

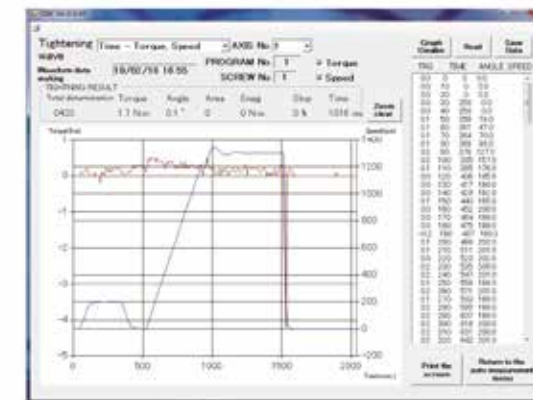
【Tightening history】



Screen for importing the saved in the controller in PC

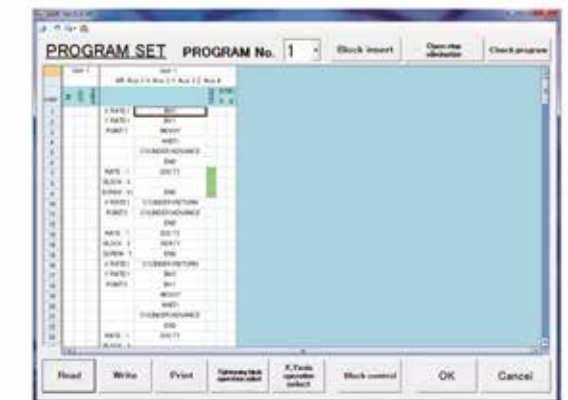
※Maximum number of saved in tightening history per axis:5,000 item

【Tightening waveform】



Screen for importing the tightening waveform in PC

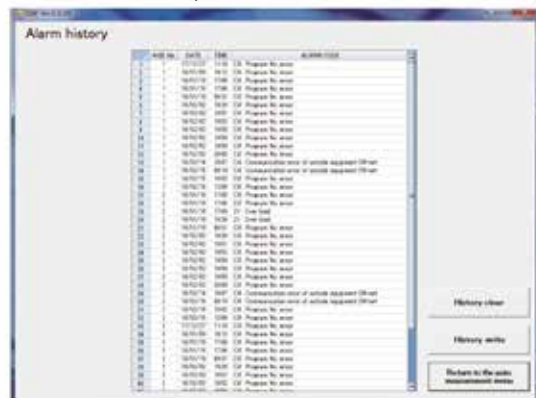
【Program setting】



Screen for setting the combination of behaviors related to tightening(socket matching,temporary inversion,final tightening)for each axis tightening,
 ※Maximum number of programs

Max.number of axes	Number of programs	Number of steps
30	16	220
30	50	70
8	50	220

【Alarm history】



Screen for importing the alarm data saved in the controller in PC

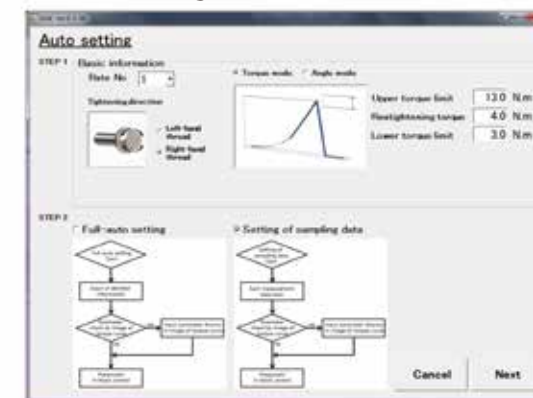
※Maximum number of saved items in alarm history per axis:16 items

【 I/O monitor】

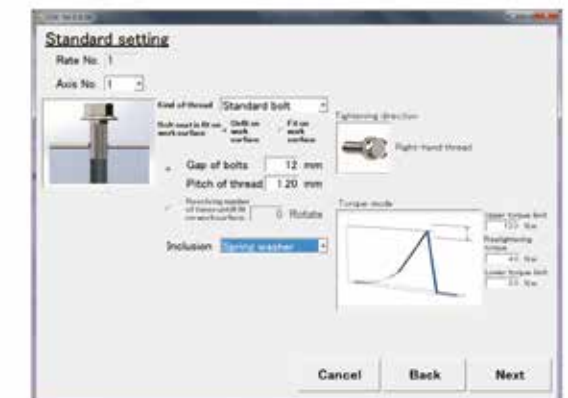


Screen for checking the I/O status with upper link

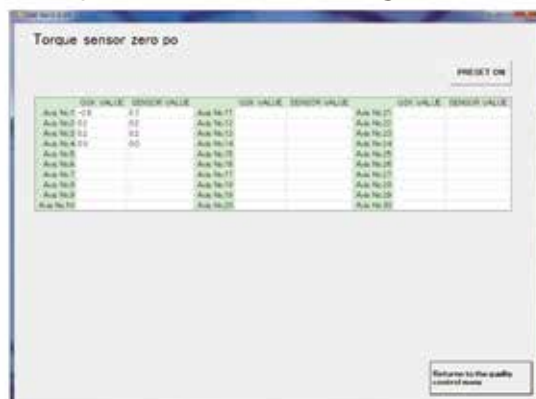
【Auto setting】



- In the full auto setting, it is a setting screen that creates tightening setting automatically when you enter necessary items.
- In the sampling setting, you can actually tighten the work and make detailed settings.

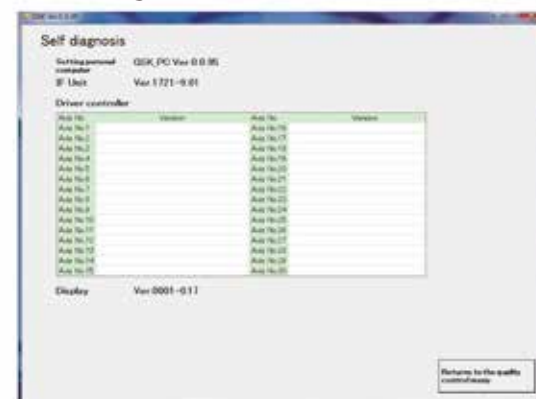


【Torque sensor Zero setting】



Check the Torque sensor Zero setting

【Self diagnosis】



Screen for checking each version of currently configured parts

